

# Draw Media Organization

## Draw Media Survey:

### East Kurdistan Citizens' Opinions on the Kurdistan Region

Monday, October 23, 2023

The Kurdistan Region's experience has been the subject of in-depth discussion in many countries and institutions, but little is known about its impact on Kurds in neighboring countries, including East Kurdistan (Iranian Kurds).

- What does this experience mean for the Kurds in the east Kurdistan?
- Does it make them afraid of repeating such an experience or encouraging them to fight for the establishment of an independent region in Iran? What are the Kurds of the east Kurdistan dissatisfied with the Kurdistan Regional Government?

These and many other questions were asked by the staff of the survey department of Draw Media Organization to the Kurds of the East and have yielded interesting results that you can see below;

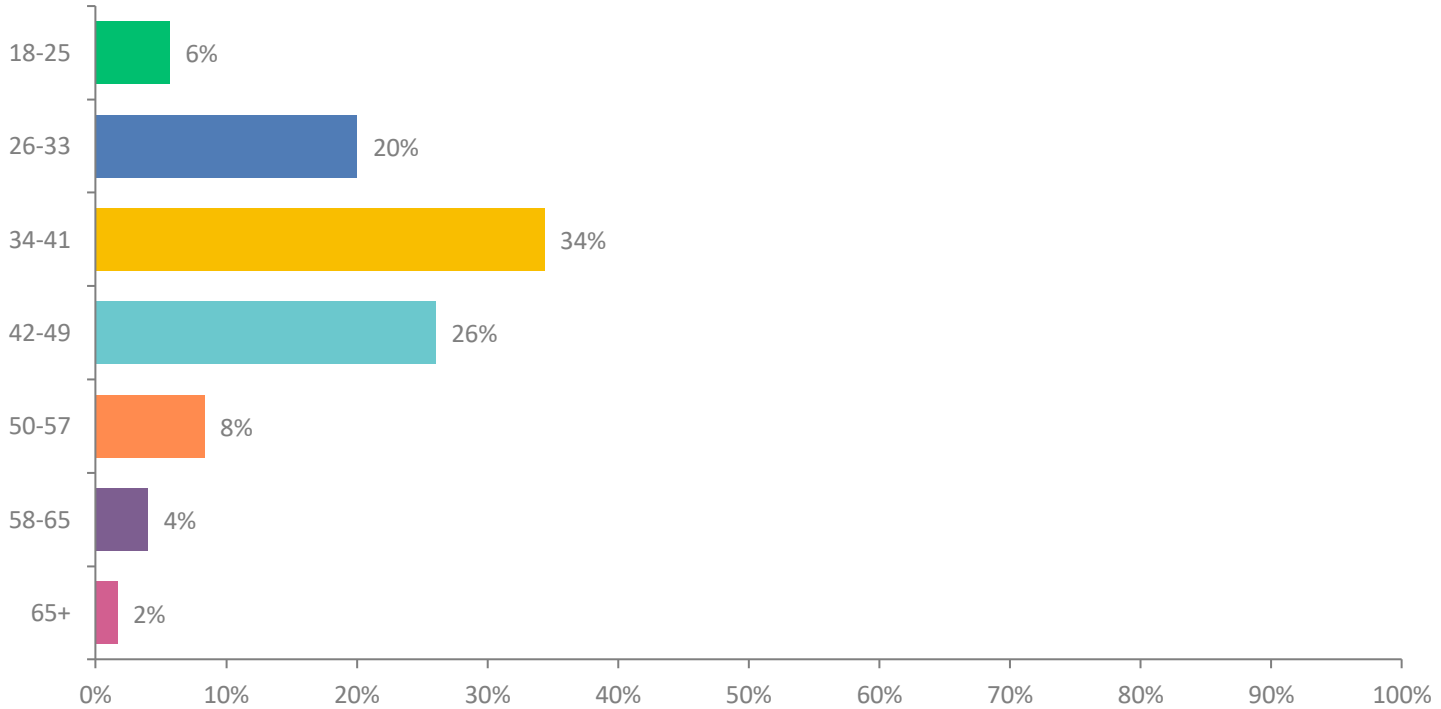
The survey consists of three sections and 17 main questions and was supervised by Dr. Niaz Najmaddin, Assistant Professor at Sulaimani University and it was sent online to the respondents. Due to political and security obstacles, the poll could not collect the votes of more than (300) three hundred people.

Below is a summary of the results and the full report is attached:- More than half of the respondents prefer to visit Sulaimani compared to other cities in the region.

- 32% of the respondents are unhappy with the treatment of the checkpoints in the region, 29% are satisfied with the treatment of checkpoints.
- 54% consider the experience of governing the region bad, Only 8% prefer regional governance experience
- 70% do not want the experience of governing the region to be transferred to East Kurdistan.
- 68% of respondents see the future of the region in danger and see internal conflict and regional states as the reason for its destruction.

# Q1: Age group

Answered: 300 Skipped: 0



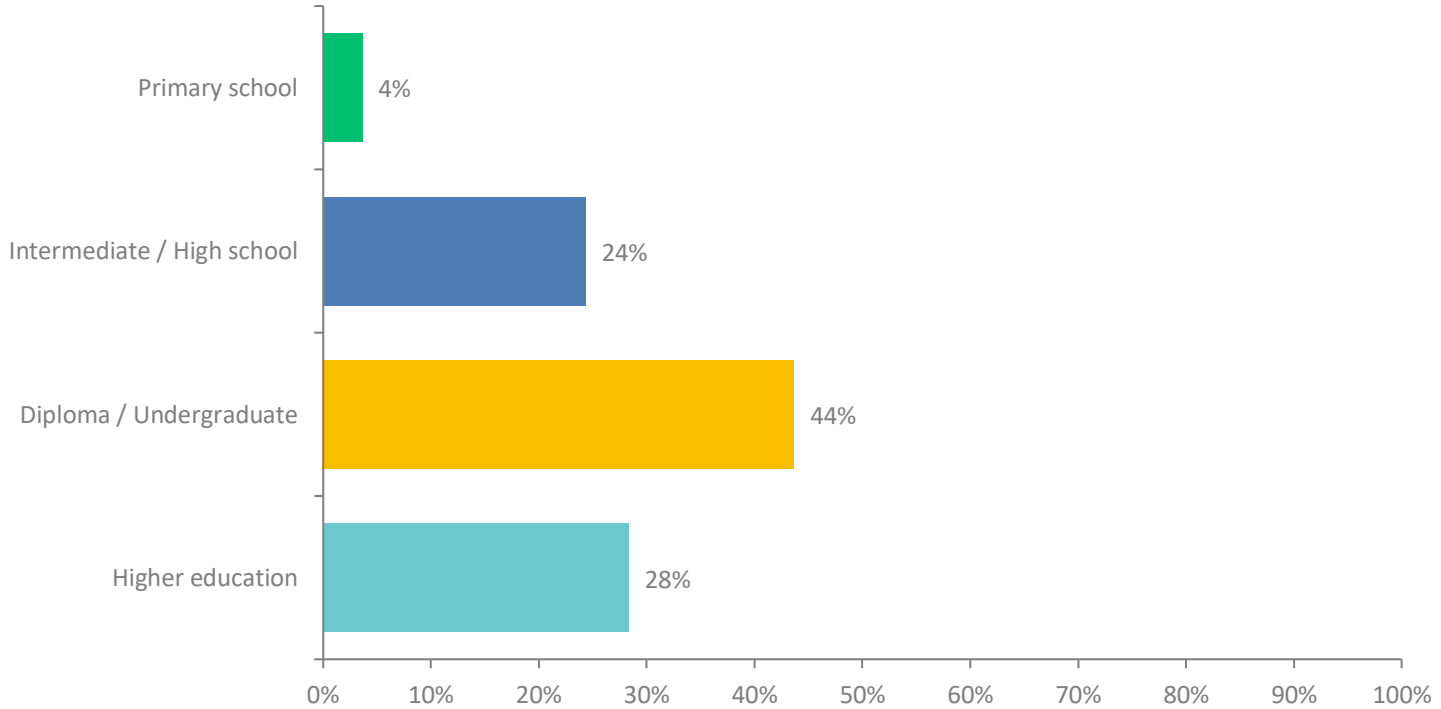
# Q1: Age group

Answered: 300 Skipped: 0

ANSWER CHOICES	RESPONSES	
18-25	5.67%	17
26-33	20.0%	60
34-41	34.33%	103
42-49	26.00%	78
50-57	8.33%	25
58-65	4.00%	12
65+	1.67%	5
TOTAL		300

## Q2: Highest degree achieved

Answered: 300 Skipped: 0



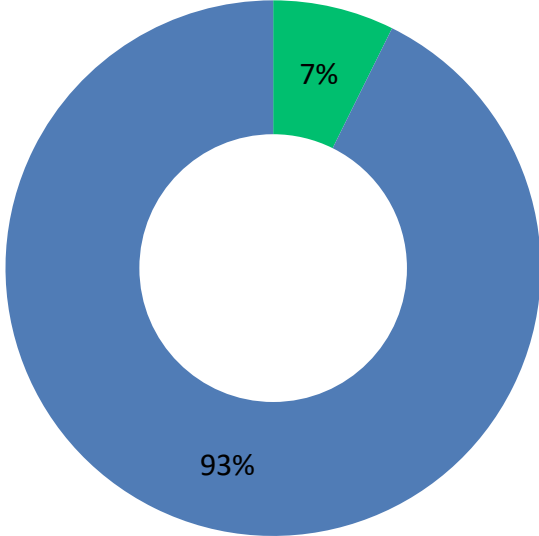
## Q2: Highest degree achieved

Answered: 300 Skipped: 0

ANSWER CHOICES	RESPONSES	
Primary school	3.67%	11
Intermediate / High school	24.33%	73
Diploma / Undergraduate	43.67%	131
Higher education	28.33%	85
<b>TOTAL</b>		<b>300</b>

# Q3: Gender

Answered: 300 Skipped: 0



■ Female ■ Male



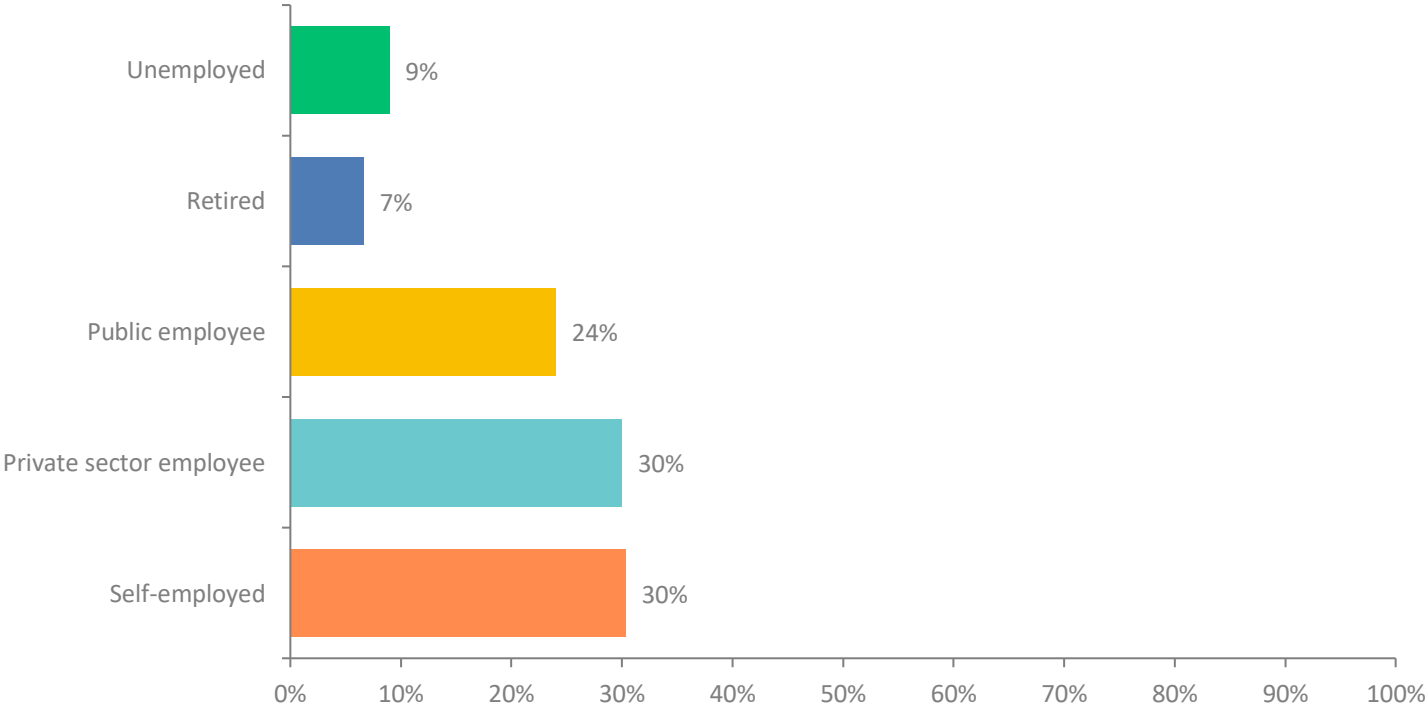
## Q3: Gender

Answered: 300 Skipped: 0

ANSWER CHOICES	RESPONSES	
Female	7.33%	22
Male	92.67%	278
TOTAL		300

# Q4: Working Status

Answered: 300 Skipped: 0



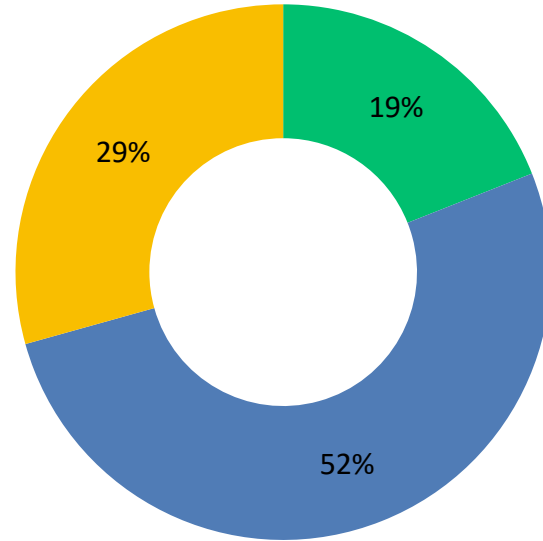
## Q4: Working Status

Answered: 300 Skipped: 0

ANSWER CHOICES	RESPONSES	
Unemployed	9.00%	27
Retired	6.67%	20
Public employee	24.00%	72
Private sector employee	30.0%	90
Self-employed	30.33%	91
TOTAL		300

## Q5: Current residence

Answered: 300 Skipped: 0



■ East Kurdistan

■ Kurdistan Region

■ Outside the Kurdistan Region or East Kurdistan

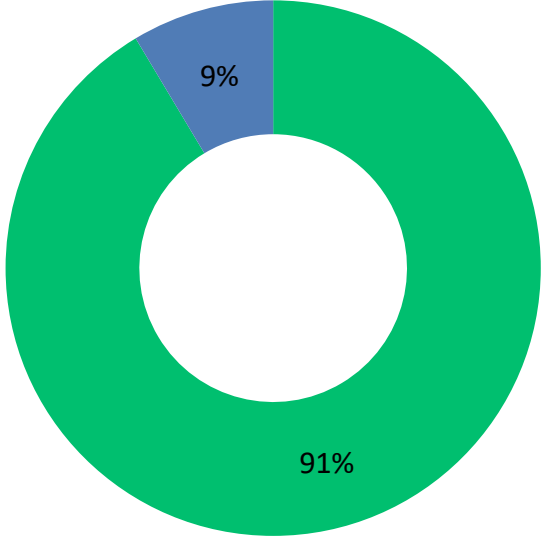
## Q5: Current residence

Answered: 300 Skipped: 0

ANSWER CHOICES	RESPONSES	
East Kurdistan	19.00%	57
Kurdistan Region	51.67%	155
Outside the Kurdistan Region or East Kurdistan	29.33%	88
<b>TOTAL</b>		<b>300</b>

# Q6: Have you ever been to the Kurdistan Region?

Answered: 128 Skipped: 172



■ Yes ■ No

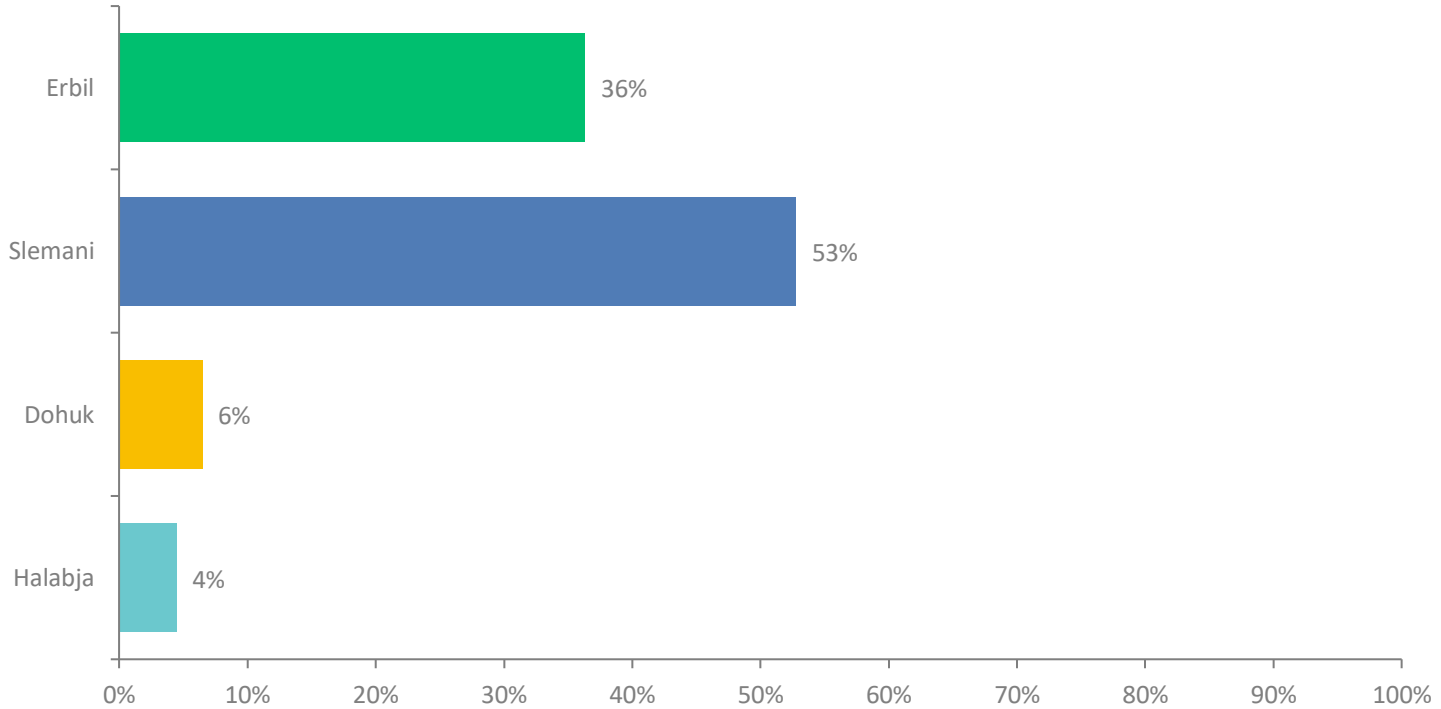
## Q6: Have you ever been to the Kurdistan Region?

Answered: 128 Skipped: 172

ANSWER CHOICES	RESPONSES	
Yes	91.41%	117
No	8.59%	11
TOTAL		128

# Q7: Which city would you most like to visit?

Answered: 201 Skipped: 99





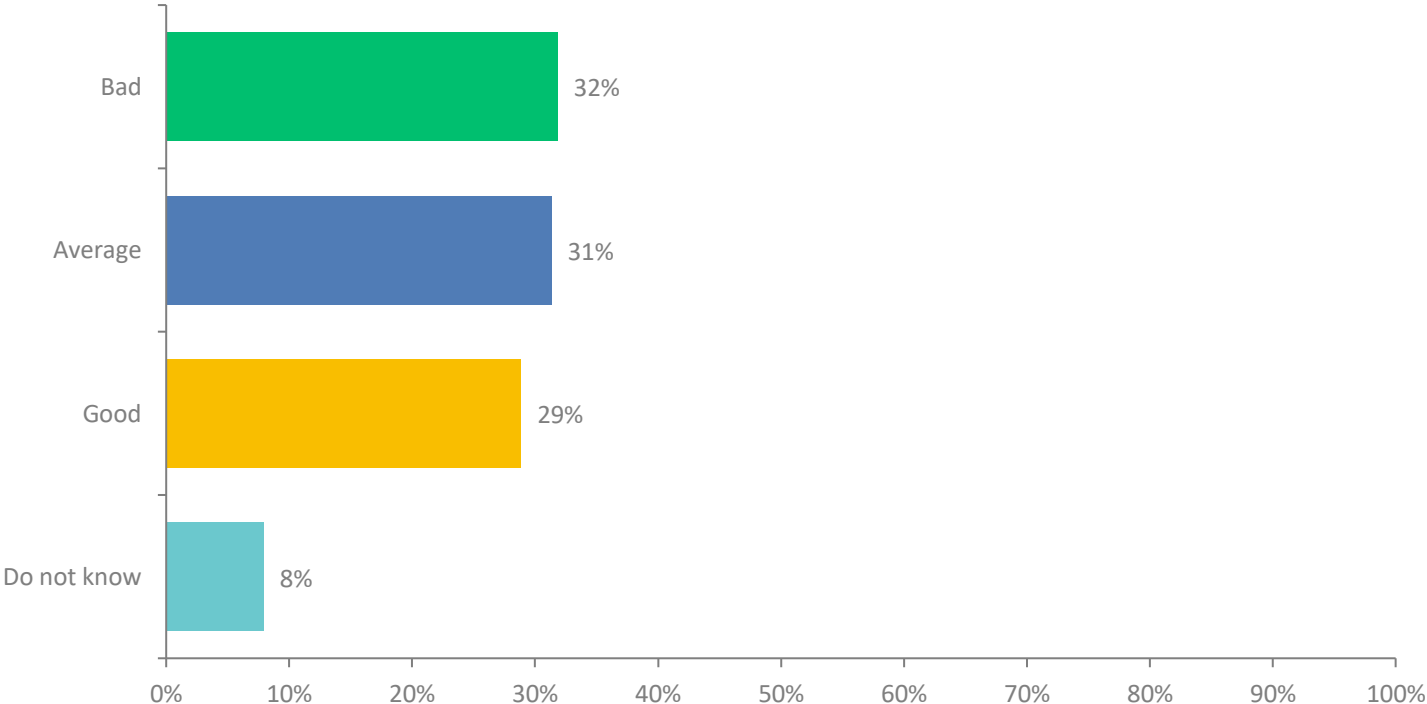
## Q7: Which city would you most like to visit?

Answered: 201 Skipped: 99

ANSWER CHOICES	RESPONSES	
Erbil	36.32%	73
Slemani	52.74%	106
Dohuk	6.47%	13
Halabja	4.48%	9
TOTAL		201

# Q8: When visiting or based on your knowledge of the Kurdistan Region, how are the treatment and experience at checkpoints?

Answered: 201 Skipped: 99



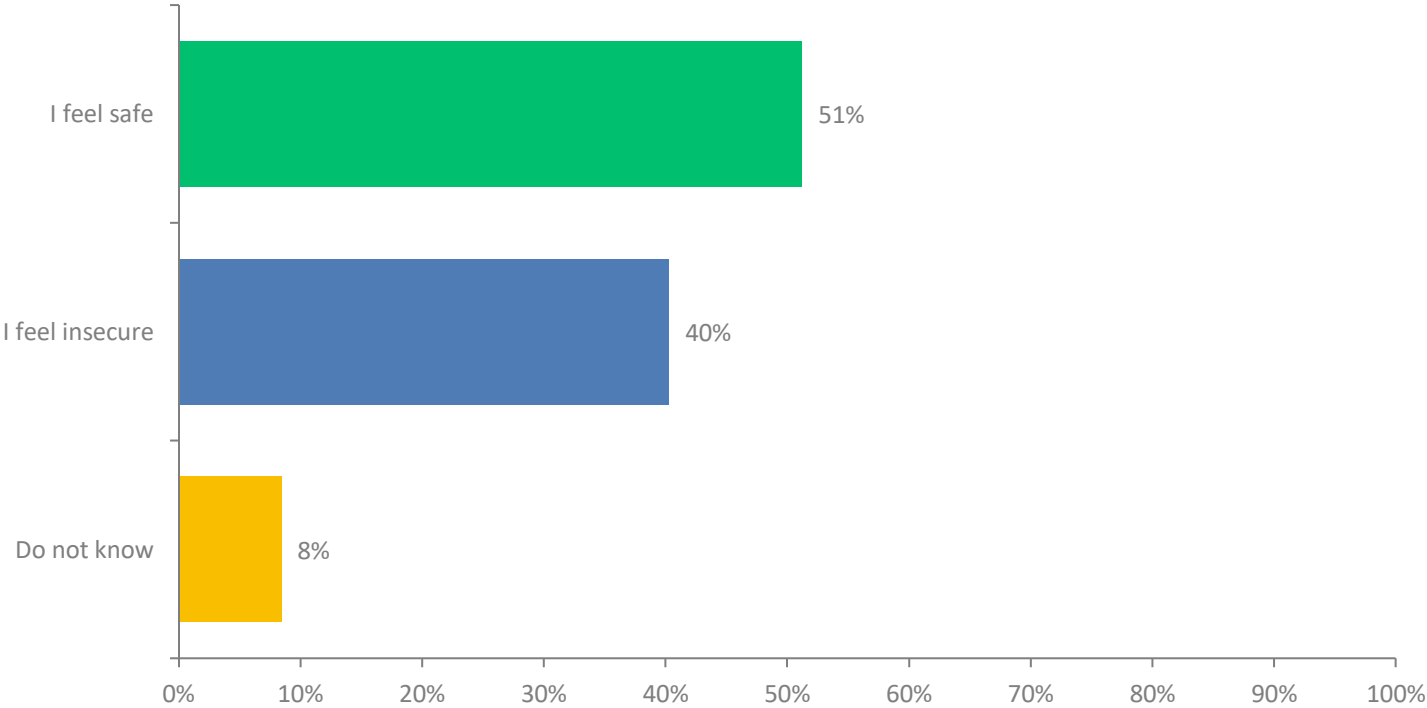
## Q8: When visiting or based on your knowledge of the Kurdistan Region, how are the treatment and experience at checkpoints?

Answered: 201 Skipped: 99

ANSWER CHOICES	RESPONSES	
Bad	31.84%	64
Average	31.34%	63
Good	28.86%	58
Do not know	7.96%	16
TOTAL		201

# Q9: Do you feel safe and secure in or when visiting the Kurdistan Region?

Answered: 201 Skipped: 99



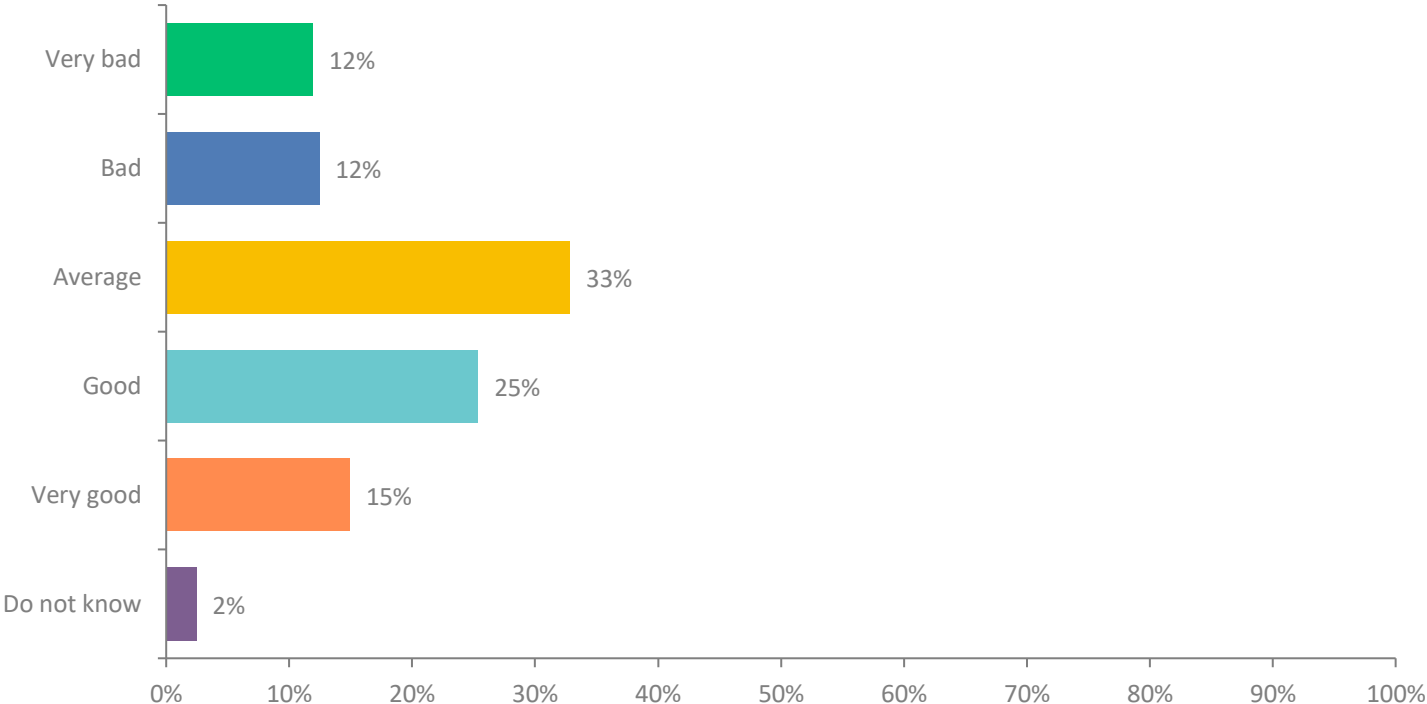
## Q9: Do you feel safe and secure in or when visiting the Kurdistan Region?

Answered: 201 Skipped: 99

ANSWER CHOICES	RESPONSES	
I feel safe	51.24%	103
I feel insecure	40.30%	81
Do not know	8.46%	17
TOTAL		201

# Q10: How do you assess the treatment of Kurdistan Region citizens towards citizens of the East Kurdistan?

Answered: 201 Skipped: 99



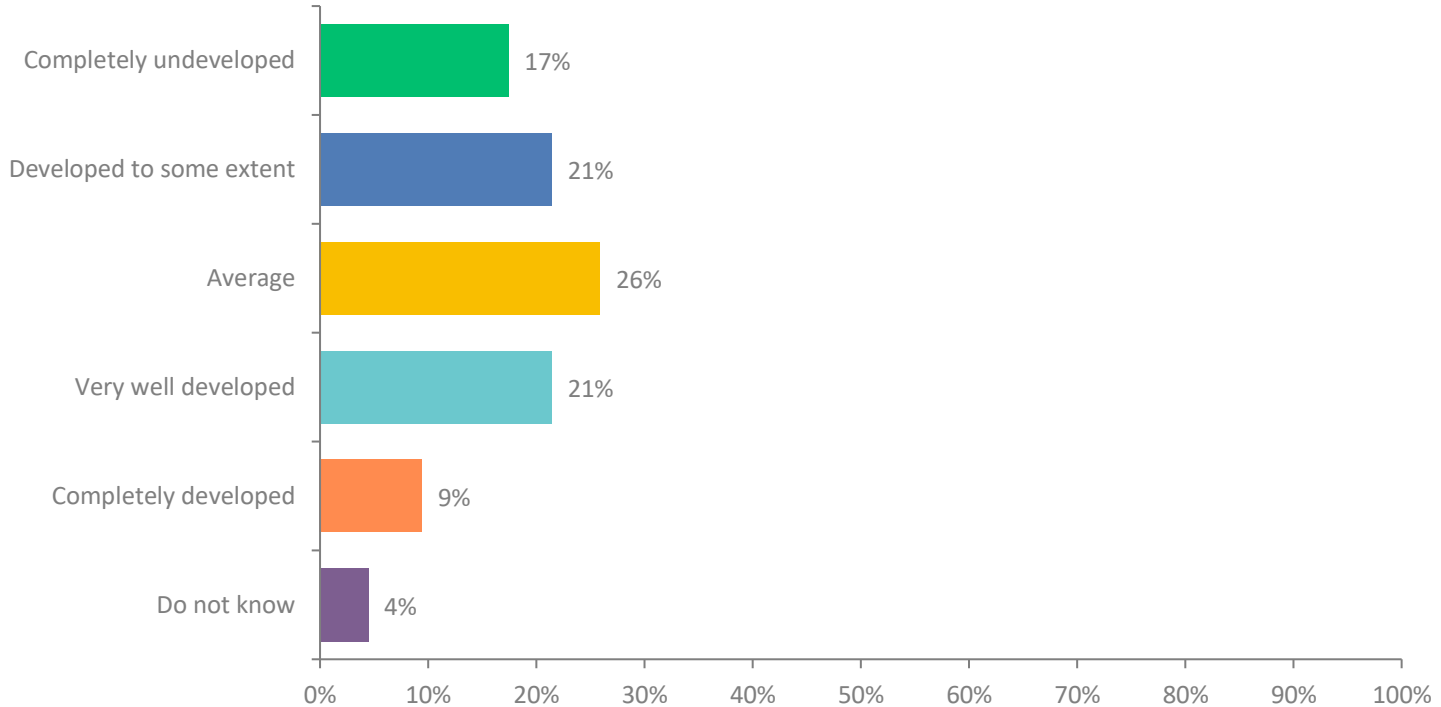
## Q10: How do you assess the treatment of Kurdistan Region citizens towards citizens of the East Kurdistan?

Answered: 201 Skipped: 99

ANSWER CHOICES	RESPONSES	
Very bad	11.94%	24
Bad	12.44%	25
Average	32.84%	66
Good	25.37%	51
Very good	14.93%	30
Do not know	2.49%	5
TOTAL		201

# Q11: During your visit to the Kurdistan Region, or according to your knowledge, how much has the Kurdistan Region developed?

Answered: 201 Skipped: 99





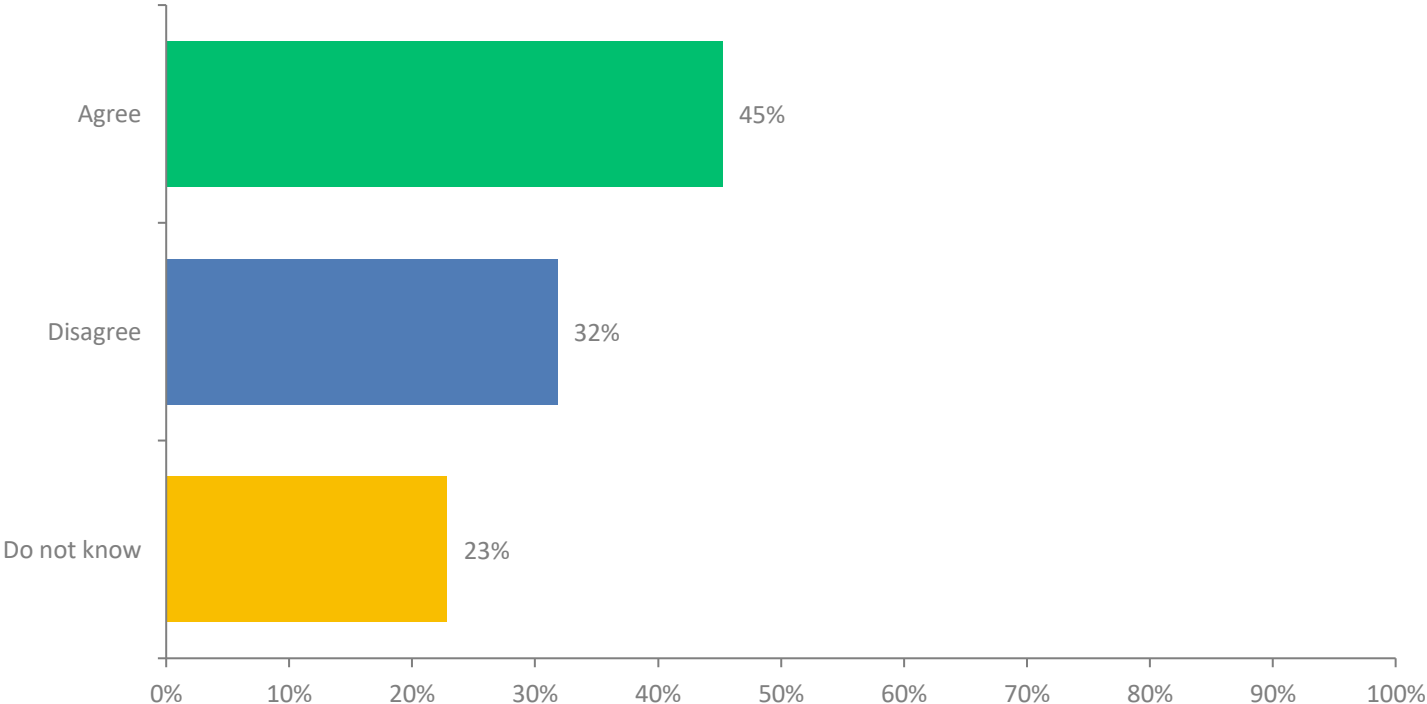
## Q11: During your visit to the Kurdistan Region, or according to your knowledge, how much has the Kurdistan Region developed?

Answered: 201 Skipped: 99

ANSWER CHOICES	RESPONSES	
Completely undeveloped	17.41%	35
Developed to some extent	21.39%	43
Average	25.87%	52
Very well developed	21.39%	43
Completely developed	9.45%	19
Do not know	4.48%	9
TOTAL		201

# Q12: How much do you agree with the statement: 'Social freedom in the Kurdistan Region is an incentive for me to visit the region?'

Answered: 201 Skipped: 99



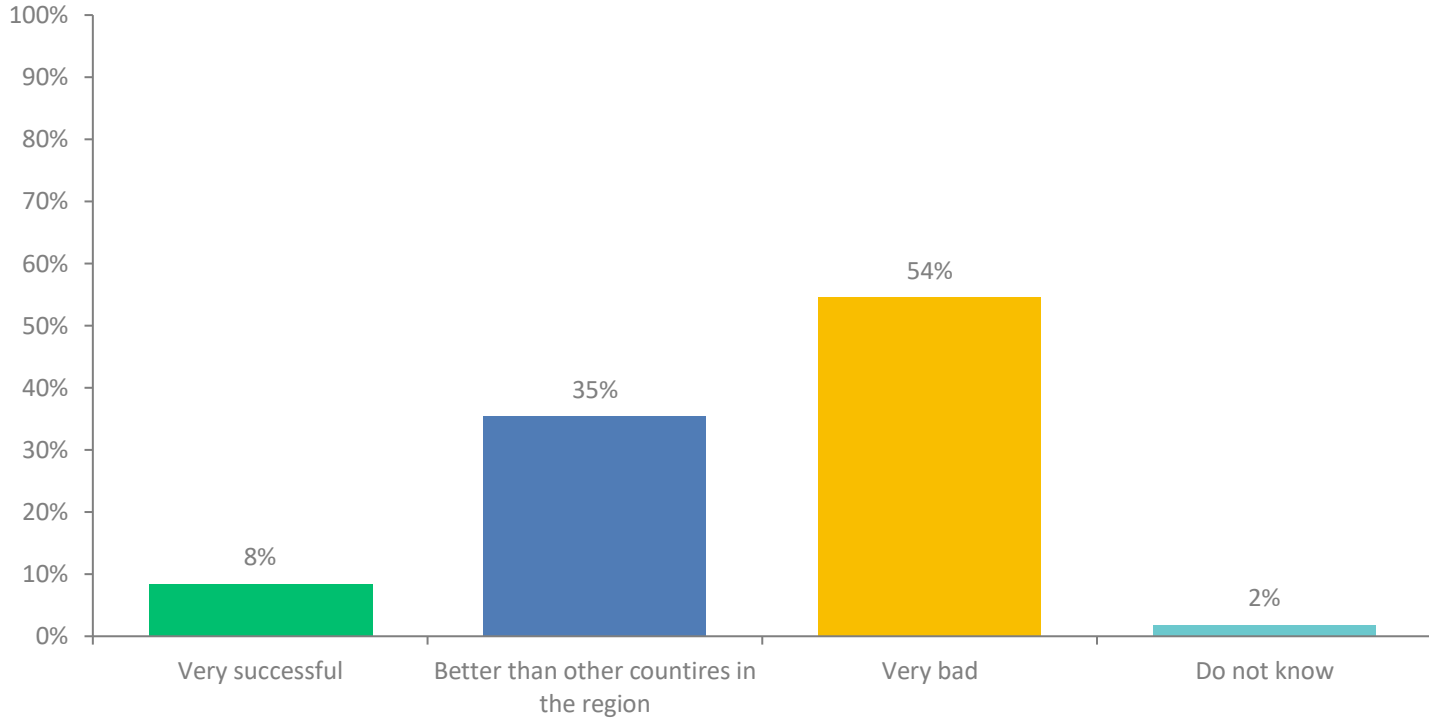
## Q12: How much do you agree with the statement: 'Social freedom in the Kurdistan Region is an incentive for me to visit the region?'

Answered: 201 Skipped: 99

ANSWER CHOICES	RESPONSES	
Agree	45.27%	91
Disagree	31.84%	64
Do not know	22.89%	46
TOTAL		201

## Q13: How do you assess the experience of governing in Kurdistan region?

Answered: 167 Skipped: 133



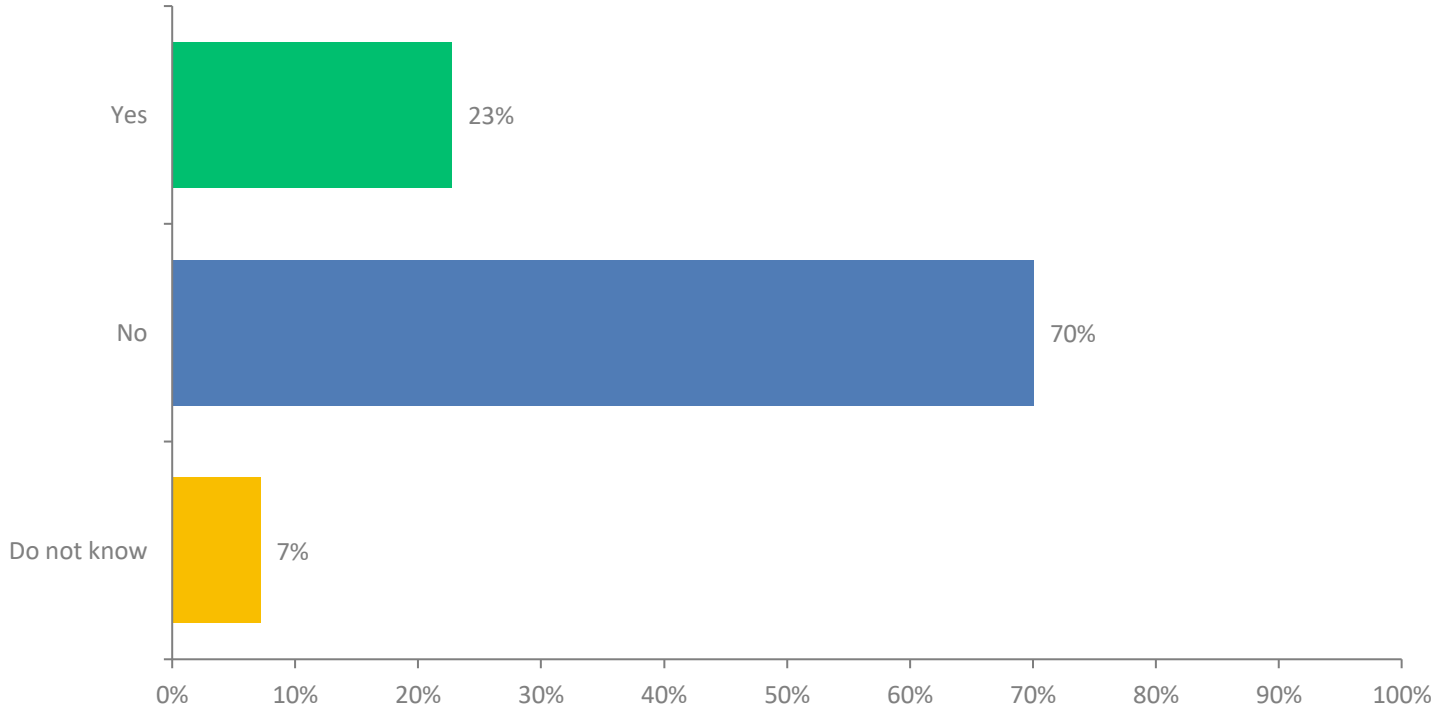
## Q13: How do you assess the experience of governing in Kurdistan region?

Answered: 167 Skipped: 133

ANSWER CHOICES	RESPONSES	
Very successful	8.38%	14
Better than other countries in the region	35.33%	59
Very bad	54.49%	91
Do not know	1.80%	3
TOTAL		167

# Q14: Do you support transferring the Kurdistan region's governance experience to the East?

Answered: 167 Skipped: 133



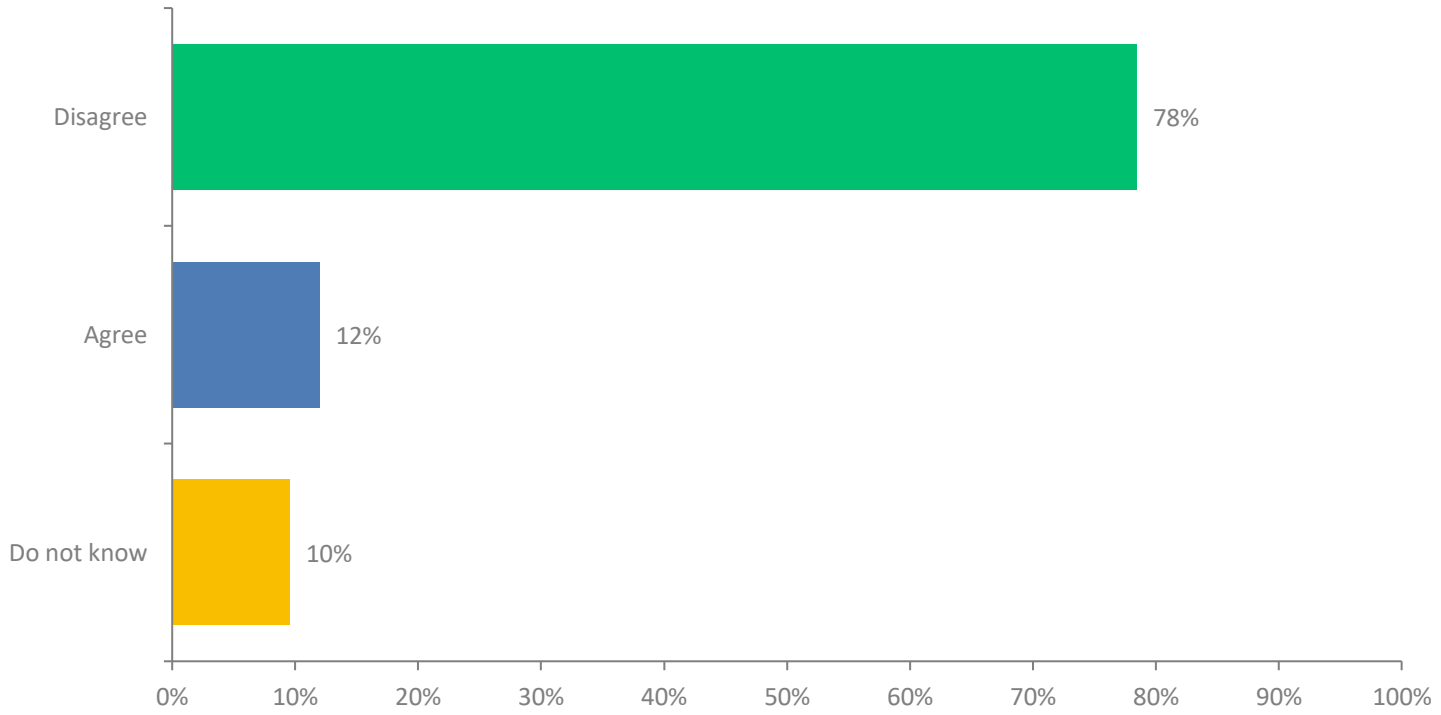
## Q14: Do you support transferring the Kurdistan region's governance experience to the East?

Answered: 167 Skipped: 133

ANSWER CHOICES	RESPONSES	
Yes	22.75%	38
No	70.06%	117
Do not know	7.19%	12
TOTAL		167

# Q15: How satisfied are you with the attitude of the Kurdistan Regional Government in dealing with the Iranian state?

Answered: 167 Skipped: 133





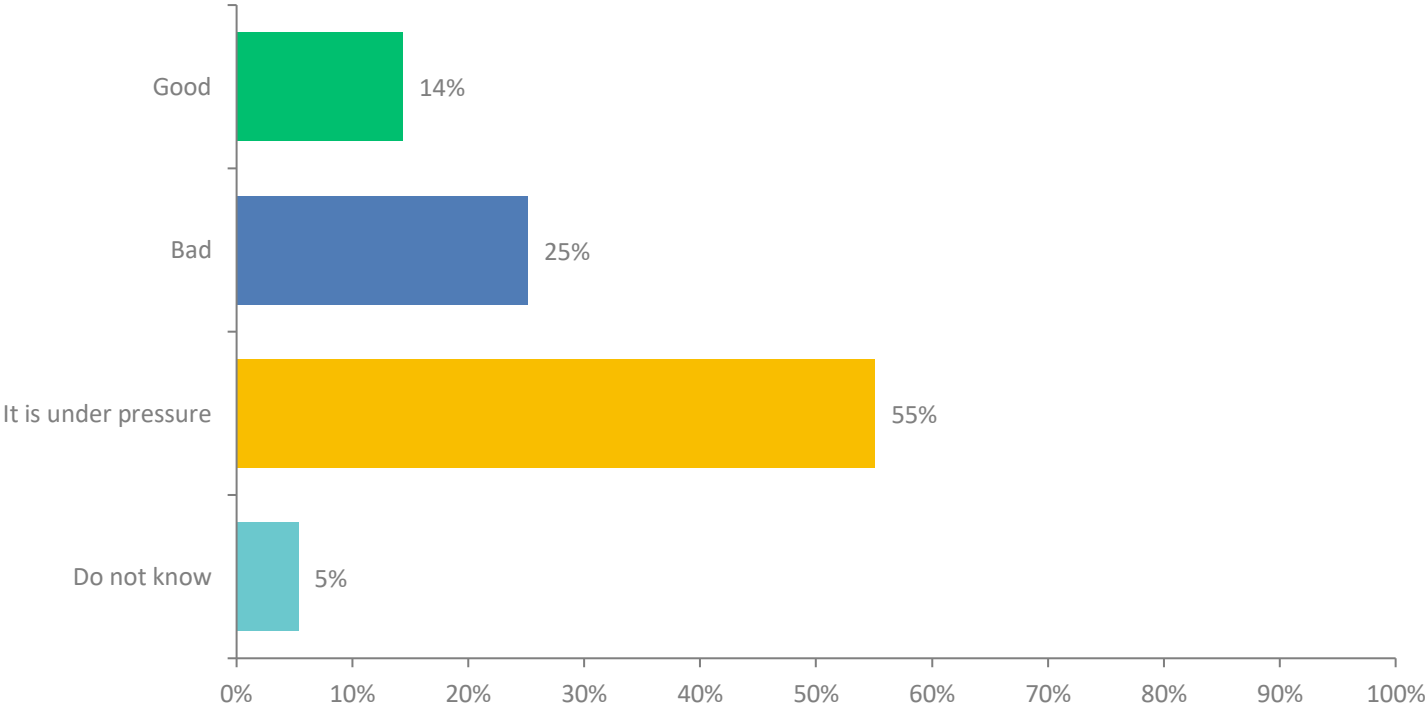
## Q15: How satisfied are you with the attitude of the Kurdistan Regional Government in dealing with the Iranian state?

Answered: 167 Skipped: 133

ANSWER CHOICES	RESPONSES	
Disagree	78.44%	131
Agree	11.98%	20
Do not know	9.58%	16
TOTAL		167

# Q16: How do you see the KRG's treatment of the eastern forces in the Kurdistan Region?

Answered: 167 Skipped: 133



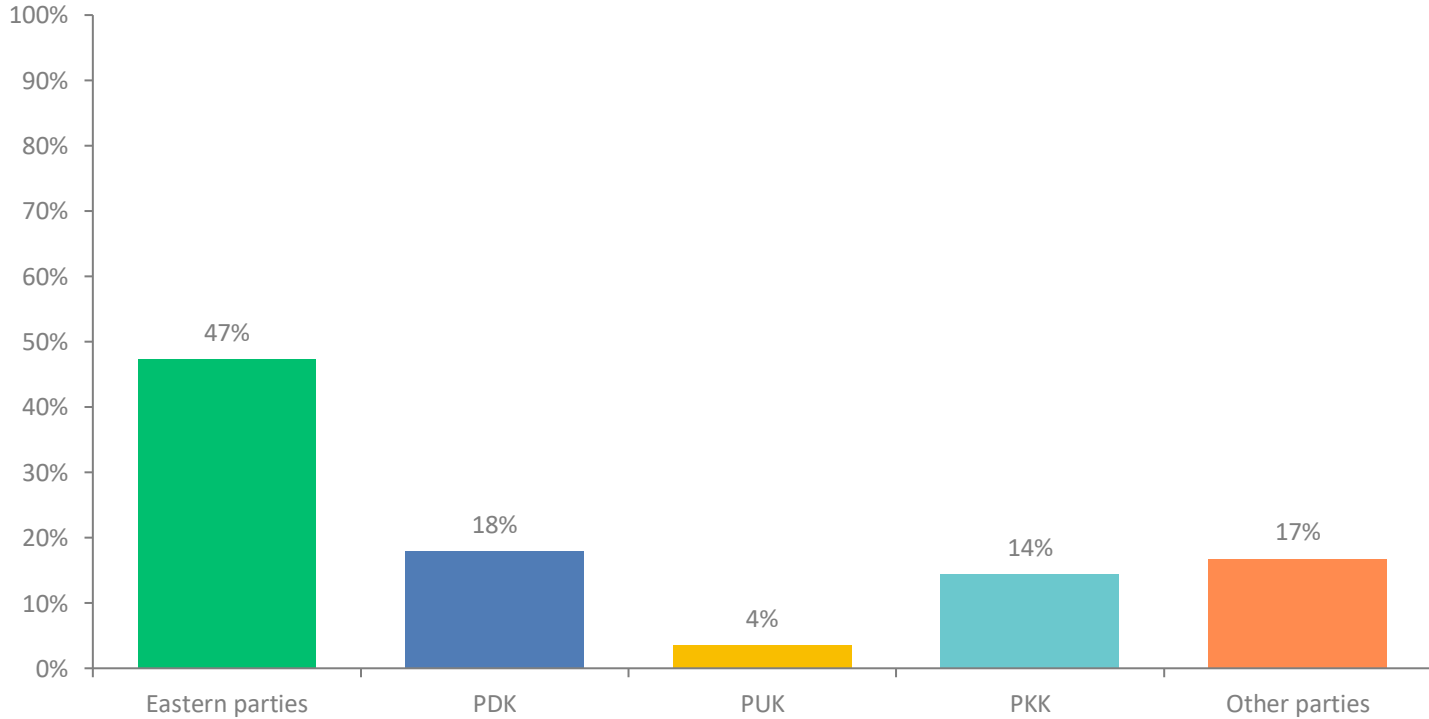
## Q16: How do you see the KRG's treatment of the eastern forces in the Kurdistan Region?

Answered: 167 Skipped: 133

ANSWER CHOICES	RESPONSES	
Good	14.37%	24
Bad	25.15%	42
It is under pressure	55.09%	92
Do not know	5.39%	9
<b>TOTAL</b>		<b>167</b>

# Q17: Which of these parties has the greatest influence on public opinion in the east?

Answered: 167 Skipped: 133



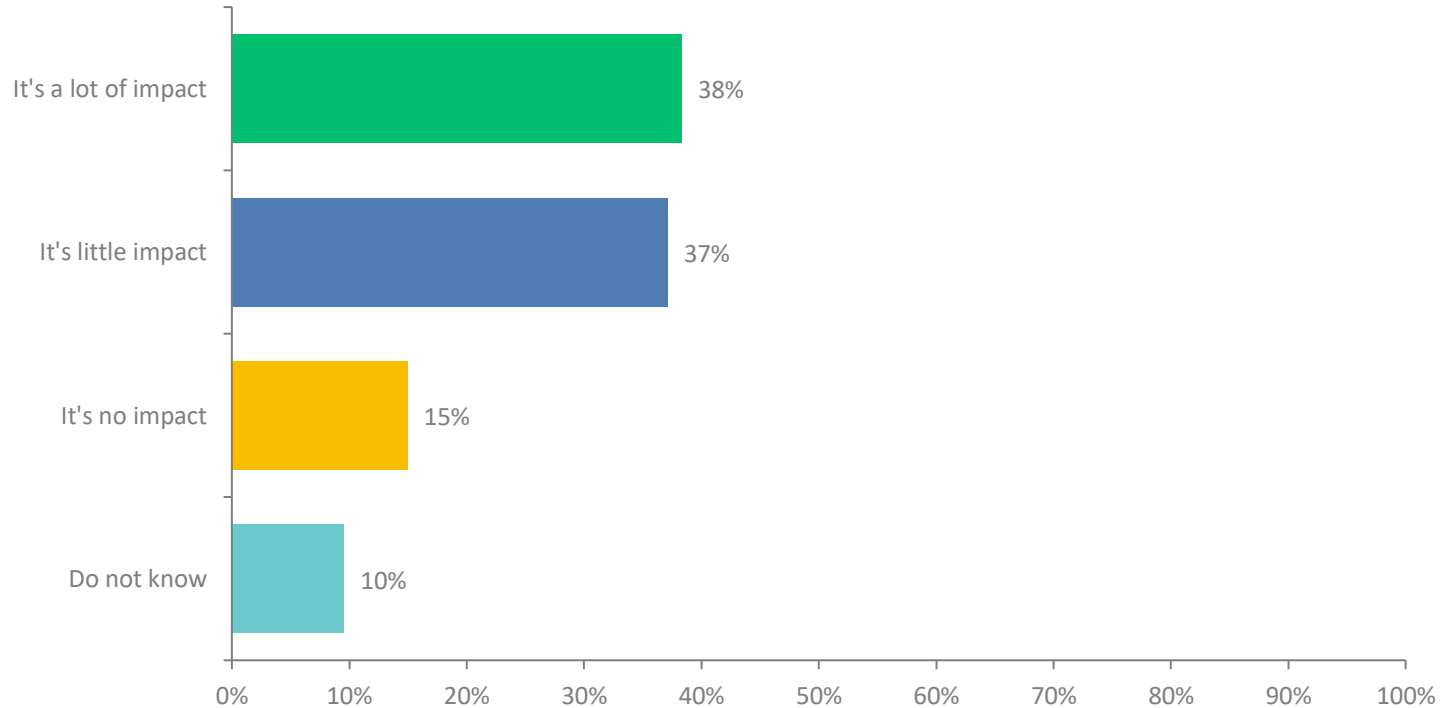
## Q17: Which of these parties has the greatest influence on public opinion in the east?

Answered: 167 Skipped: 133

ANSWER CHOICES	RESPONSES	
Eastern parties	47.31%	79
PDK	17.96%	30
PUK	3.59%	6
PKK	14.37%	24
Other parties	16.77%	28
TOTAL		167

## Q18: To what extent do Kurdistan's media influence public opinion in the east?

Answered: 167 Skipped: 133



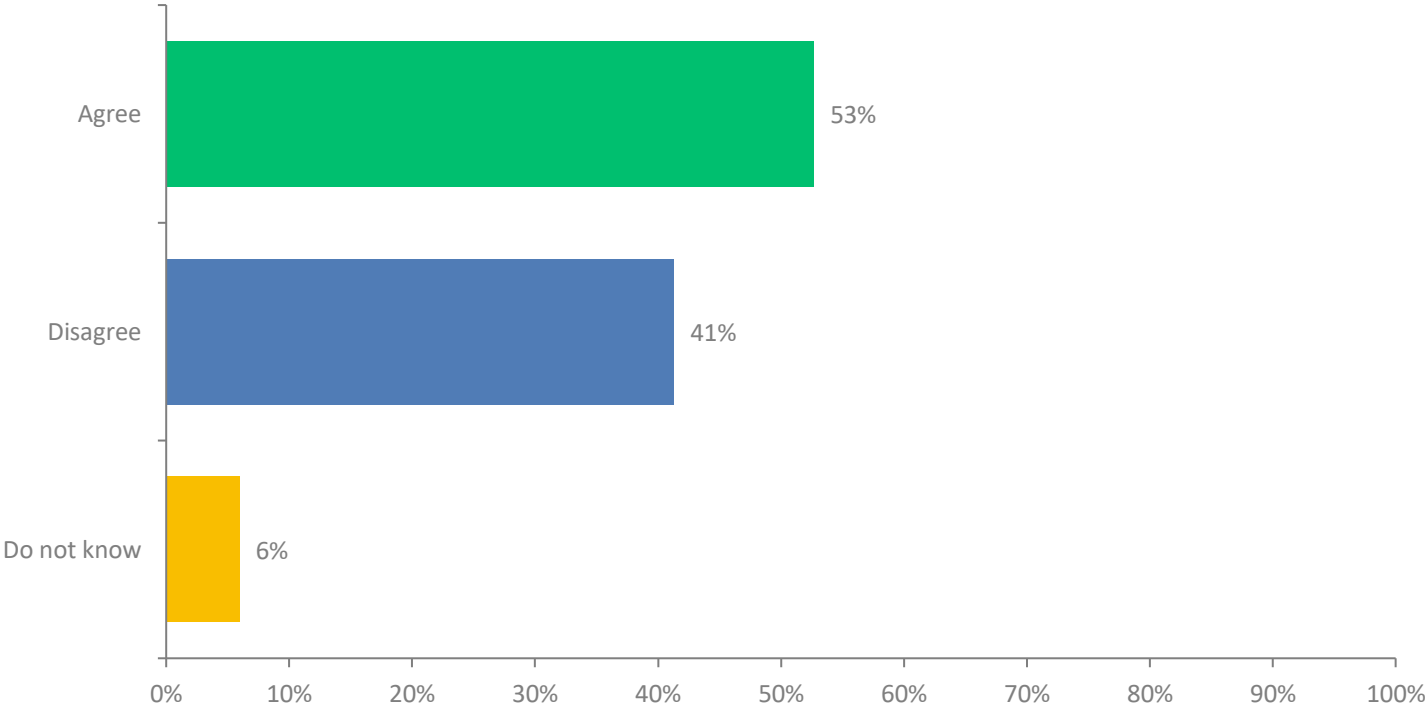
## Q18: To what extent do Kurdistan's media influence public opinion in the east?

Answered: 167 Skipped: 133

ANSWER CHOICES	RESPONSES	
It's a lot of impact	38.32%	64
It's little impact	37.13%	62
It's no impact	14.97%	25
Do not know	9.58%	16
TOTAL		167

# Q19: To what extent do you agree with the statement that "the Kurdistan Region serves as a sanctuary for the Kurds of East Kurdistan?"

Answered: 167 Skipped: 133





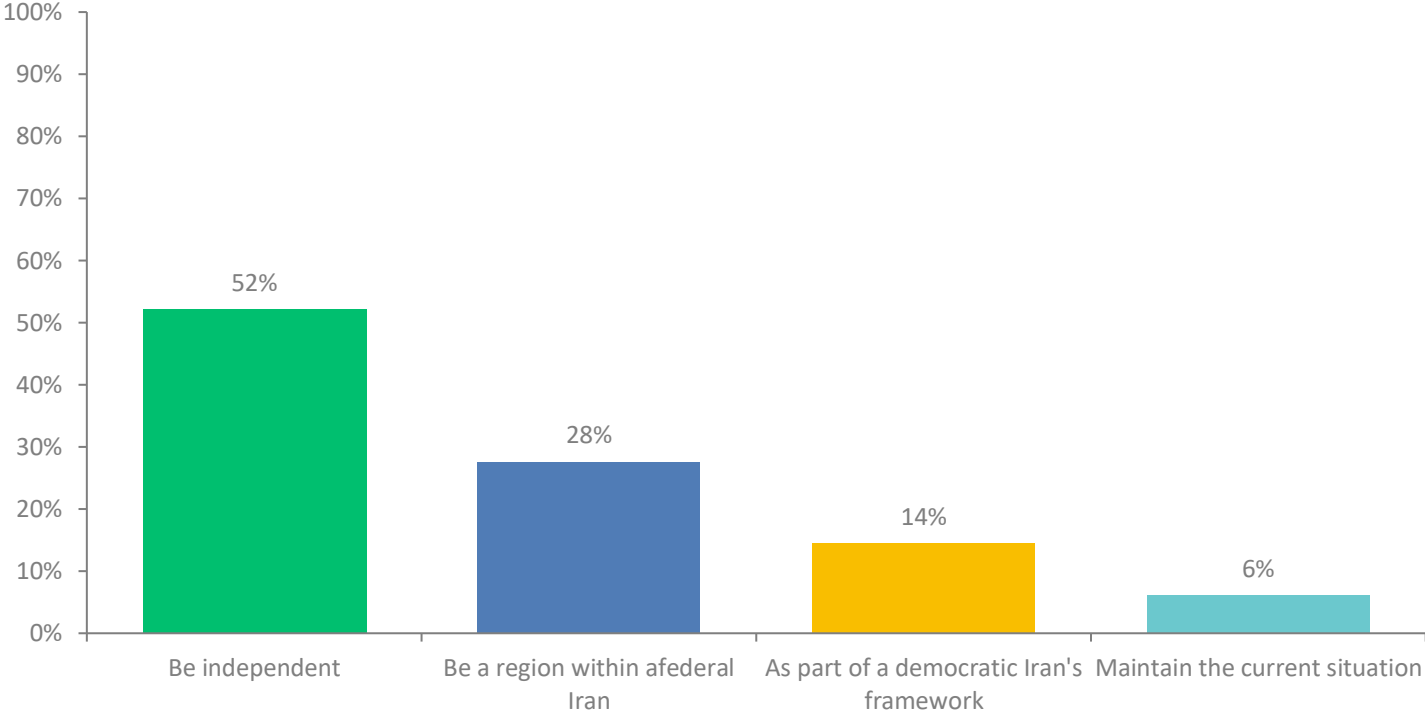
## Q19: To what extent do you agree with the statement that "the Kurdistan Region serves as a sanctuary for the Kurds of East Kurdistan?"

Answered: 167 Skipped: 133

ANSWER CHOICES	RESPONSES	
Agree	52.69%	88
Disagree	41.32%	69
Do not know	5.99%	10
TOTAL		167

# Q20: Which perspective do you favor regarding East Kurdistan (Iranian Kurdistan)?

Answered: 167 Skipped: 133



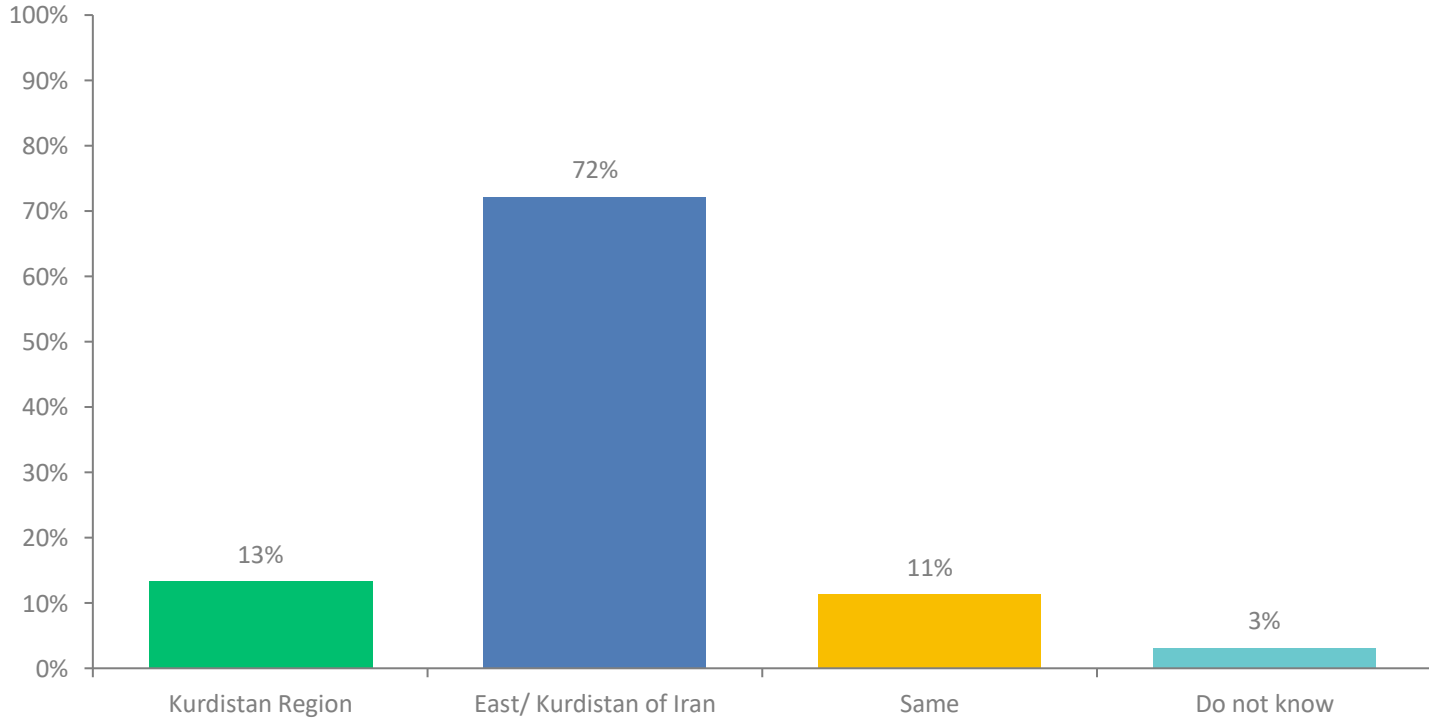
## Q20: Which perspective do you favor regarding East Kurdistan (Iranian Kurdistan)?

Answered: 167 Skipped: 133

ANSWER CHOICES	RESPONSES	
Be independent	52.10%	87
Be a region within a federal Iran	27.54%	46
As part of a democratic Iran's framework	14.37%	24
Maintain the current situation	5.99%	10
<b>TOTAL</b>		<b>167</b>

## Q21: Cultural-wise, which is the former?

Answered: 158 Skipped: 142



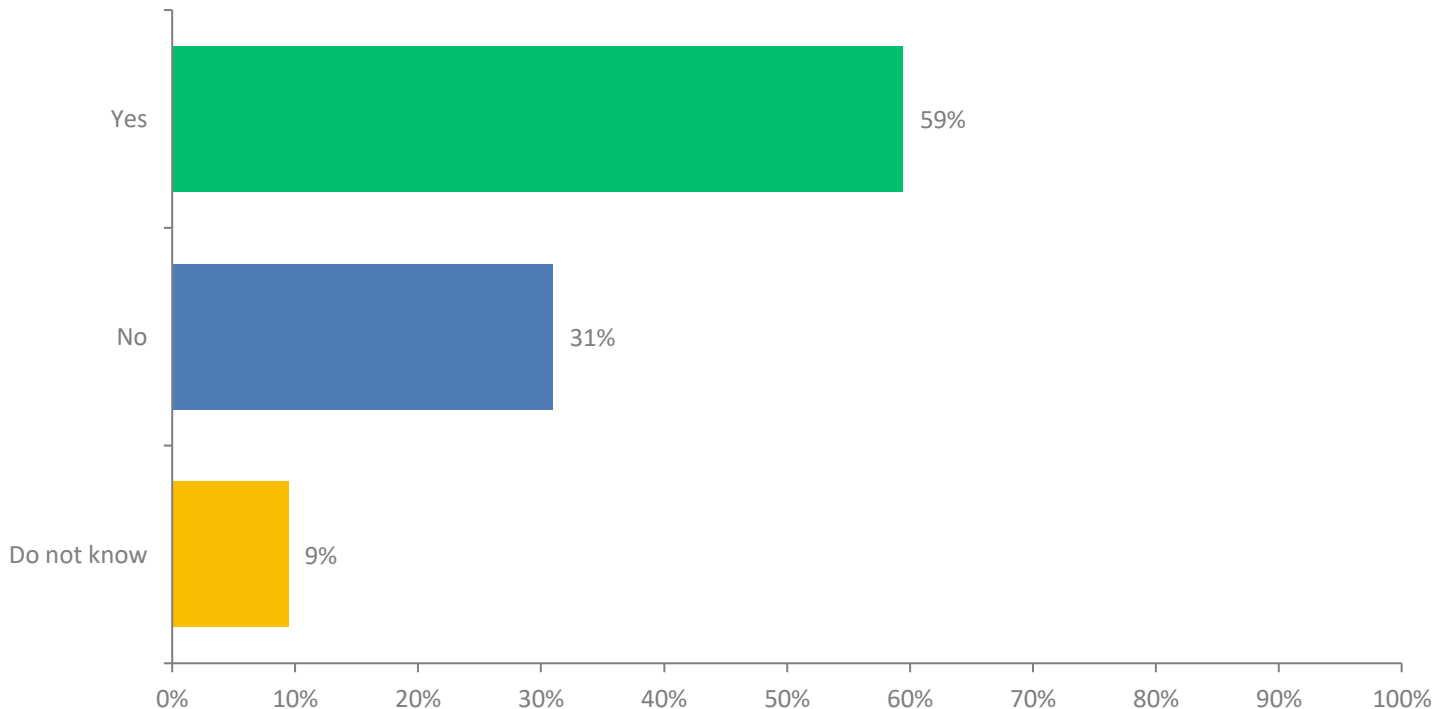
## Q21: Cultural-wise, which is the former?

Answered: 158 Skipped: 142

ANSWER CHOICES	RESPONSES	
Kurdistan Region	13.29%	21
East/ Kurdistan of Iran	72.15%	114
Same	11.39%	18
Do not know	3.16%	5
<b>TOTAL</b>		<b>158</b>

## Q22: Has the Kurdistan Region provided economic support and job opportunities to the residents of East Kurdistan?

Answered: 158 Skipped: 142



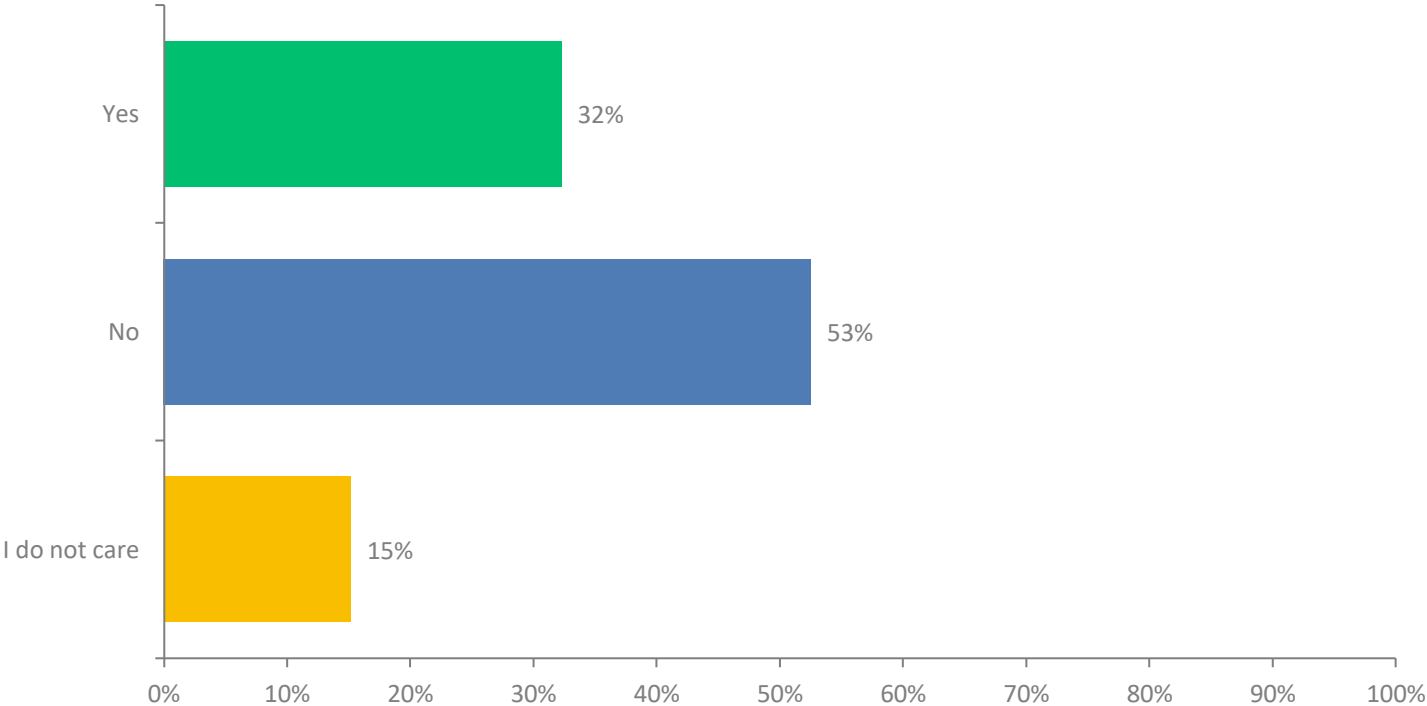
## Q22: Has the Kurdistan Region provided economic support and job opportunities to the residents of East Kurdistan?

Answered: 158 Skipped: 142

ANSWER CHOICES	RESPONSES	
Yes	59.49%	94
No	31.01%	49
Do not know	9.49%	15
TOTAL		158

# Q23: Would you like to live in the Kurdistan Region?

Answered: 158 Skipped: 142





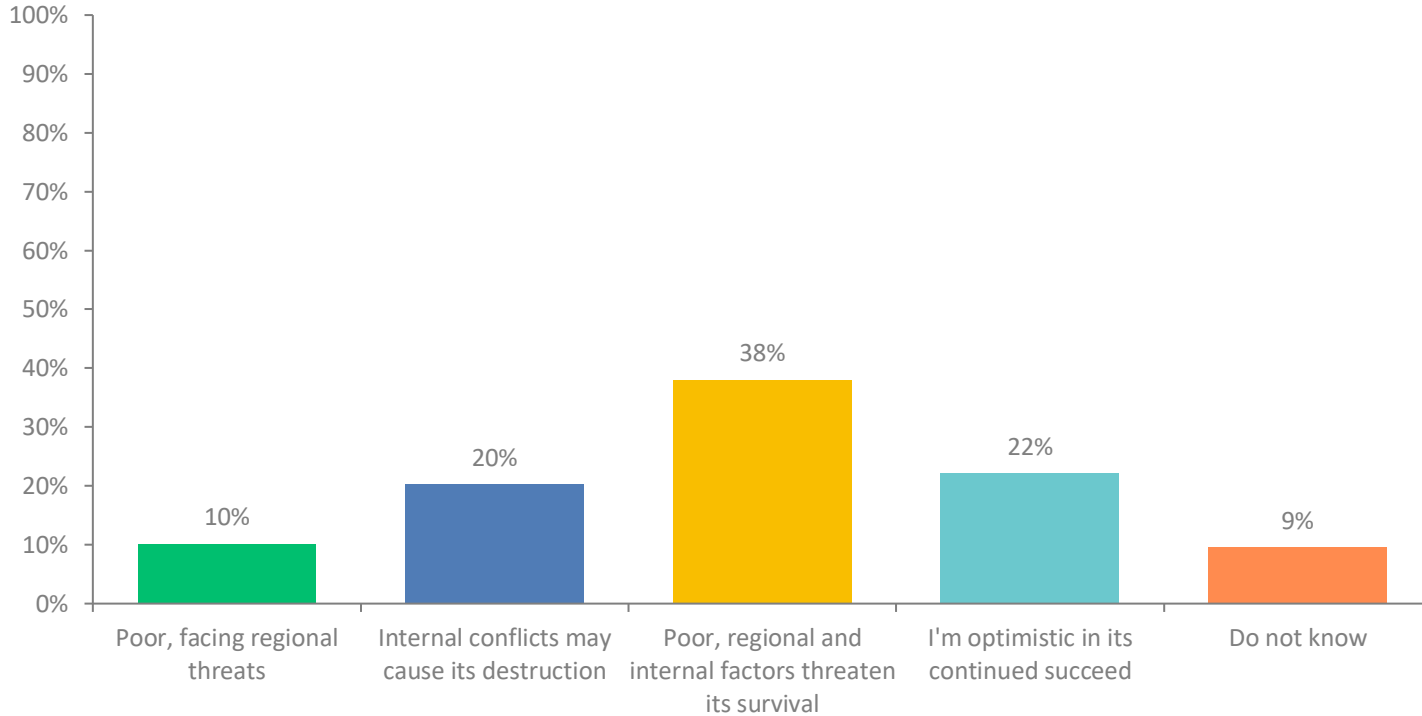
## Q23: Would you like to live in the Kurdistan Region?

Answered: 158 Skipped: 142

ANSWER CHOICES	RESPONSES	
Yes	32.28%	51
No	52.53%	83
I do not care	15.19%	24
TOTAL		158

## Q24: How do you see the future of the Kurdistan Region?

Answered: 158 Skipped: 142



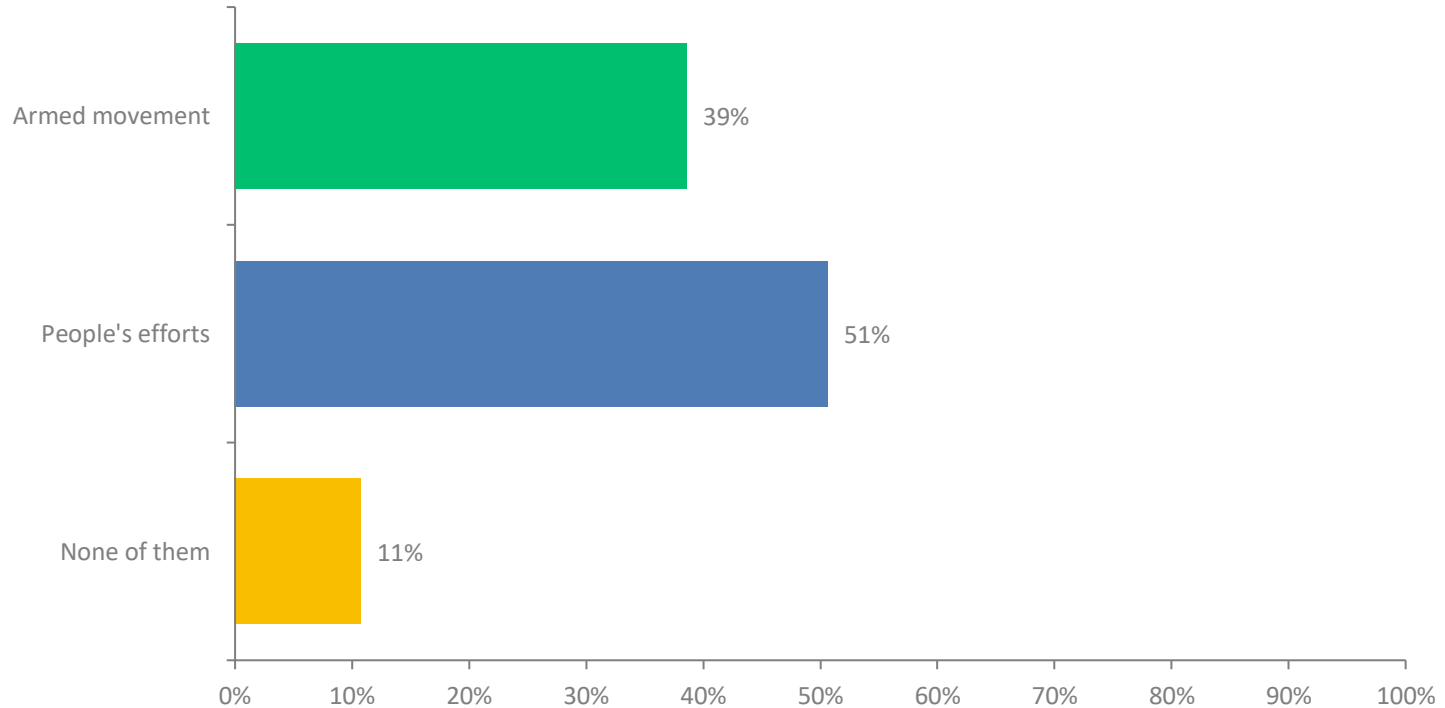
## Q24: How do you see the future of the Kurdistan Region?

Answered: 158 Skipped: 142

ANSWER CHOICES	RESPONSES	
Poor, facing regional threats	10.13%	16
Internal conflicts may cause its destruction	20.25%	32
Poor, regional and internal factors threaten its survival	37.97%	60
I'm optimistic in its continued succeed	22.15%	35
Do not know	9.49%	15
<b>TOTAL</b>		<b>158</b>

## Q25: Does East Kurdistan require an armed movement or the collective efforts of the people?

Answered: 158 Skipped: 142



## Q25: Does East Kurdistan require an armed movement or the collective efforts of the people?

Answered: 158 Skipped: 142

ANSWER CHOICES	RESPONSES	
Armed movement	38.61%	61
People's efforts	50.63%	80
None of them	10.76%	17
TOTAL		158