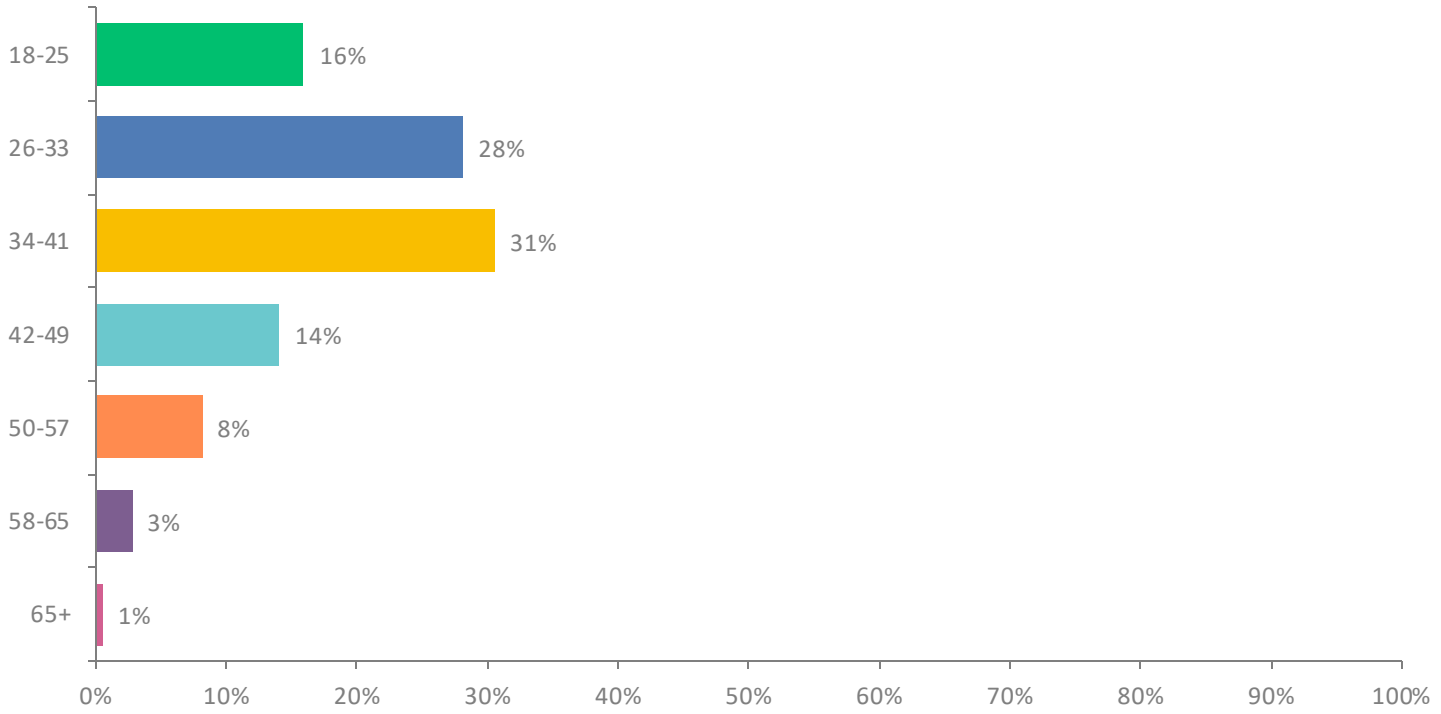


Q1: Age Group

Answered: 1646 ; 0



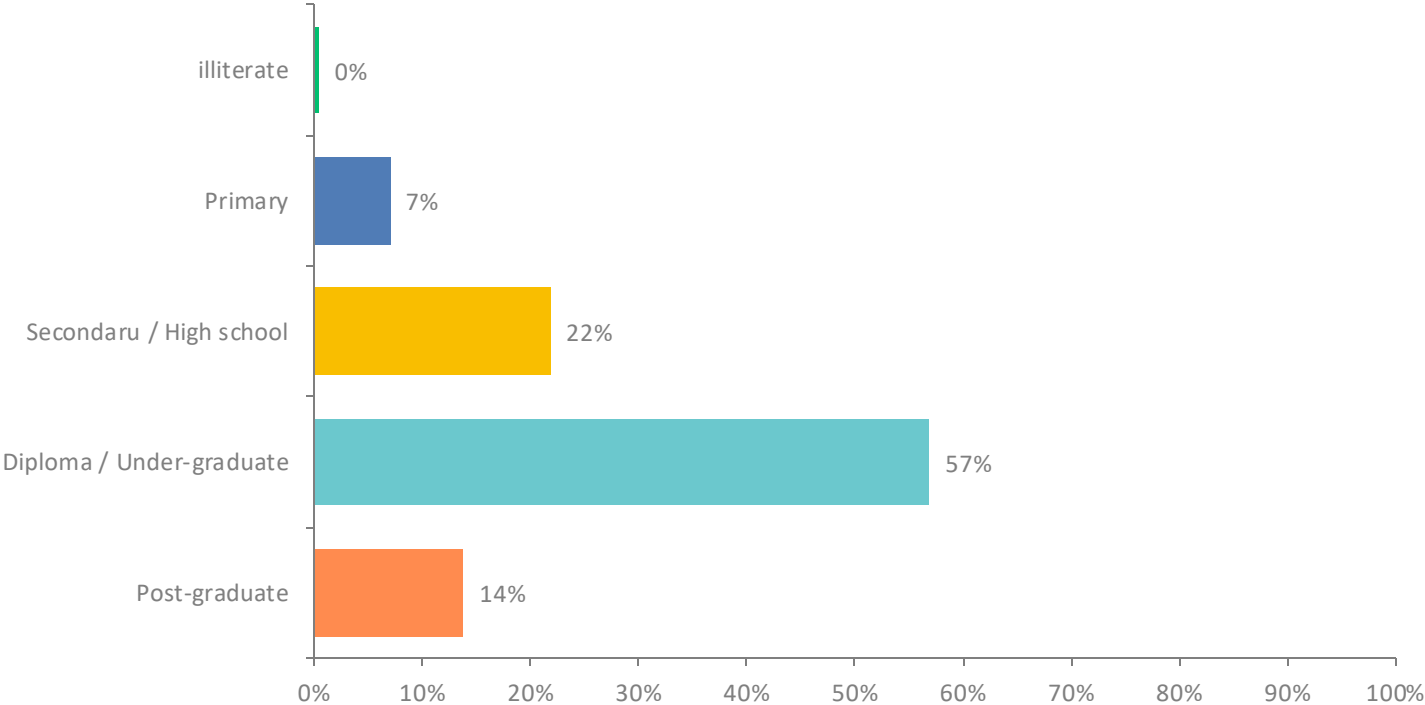
Q1: Age Group

Answered: 1646 ; 0

ANSWER CHOICES	RESPONSES	
18-25	15.92%	262
26-33	28.07%	462
34-41	30.50%	502
42-49	14.03%	231
50-57	8.14%	134
58-65	2.79%	46
65+	0.55%	9
TOTAL		1646

Q2: Educational Background

Answered: 1646 ; 0



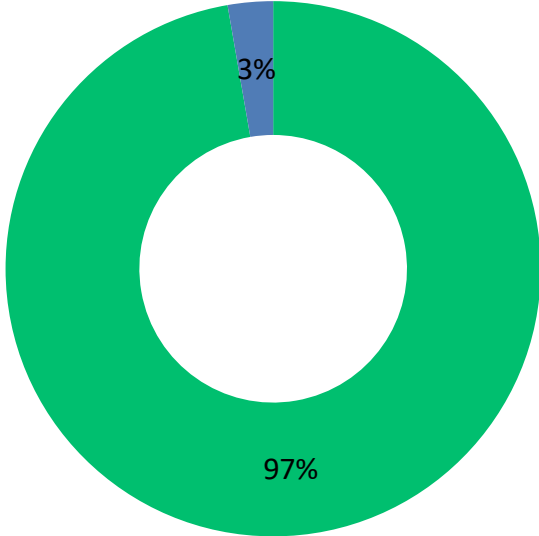
Q2: Educational Background

Answered: 1646 ; 0

ANSWER CHOICES	RESPONSES	
illiterate	0.49%	8
Primary	7.05%	116
Secondary / High school	21.81%	359
Diploma / Under-graduate	56.87%	936
Post-graduate	13.79%	227
TOTAL		1646

Q3: Gender

Answered: 1646 ; 0



■ Male ■ Female

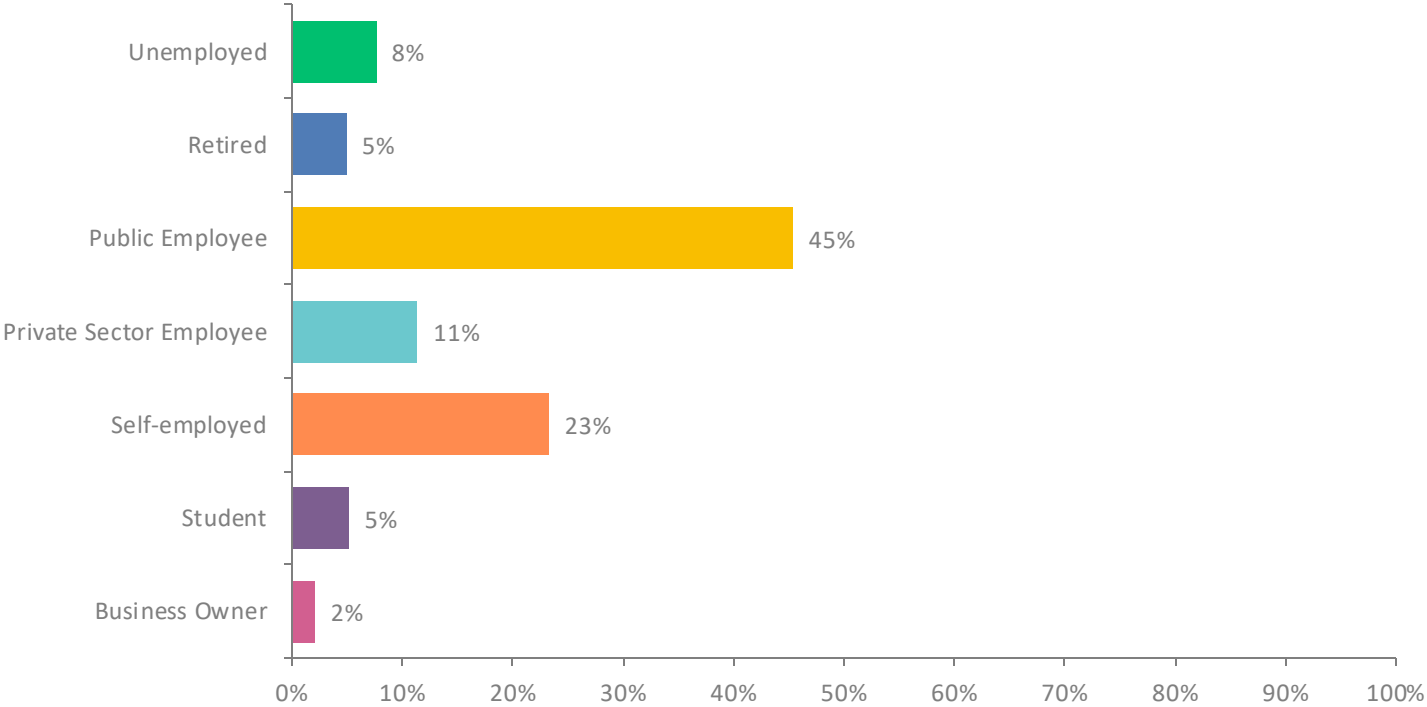
Q3: Gender

Answered: 1646 ; 0

ANSWER CHOICES	RESPONSES	
Male	97.27%	1601
Female	2.73%	45
TOTAL		1646

Q4: Occupation

Answered: 1646 ; 0



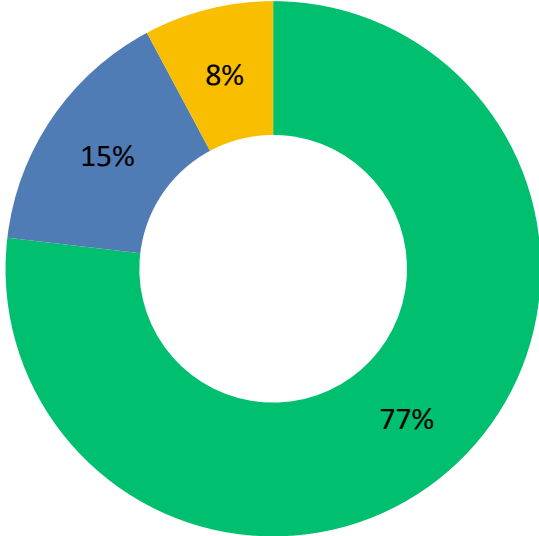
Q4: Occupation

Answered: 1646 ; 0

ANSWER CHOICES	RESPONSES	
Unemployed	7.65%	126
Retired	4.98%	82
Public Employee	45.38%	747
Private Sector Employee	11.36%	187
Self-employed	23.27%	383
Student	5.22%	86
Business Owner	2.13%	35
TOTAL		1646

Q5: Would you participate in "Kirkuk Provincial Election"?

Answered: 1598 ; 48



■ Yes ■ No ■ Have not decided yet

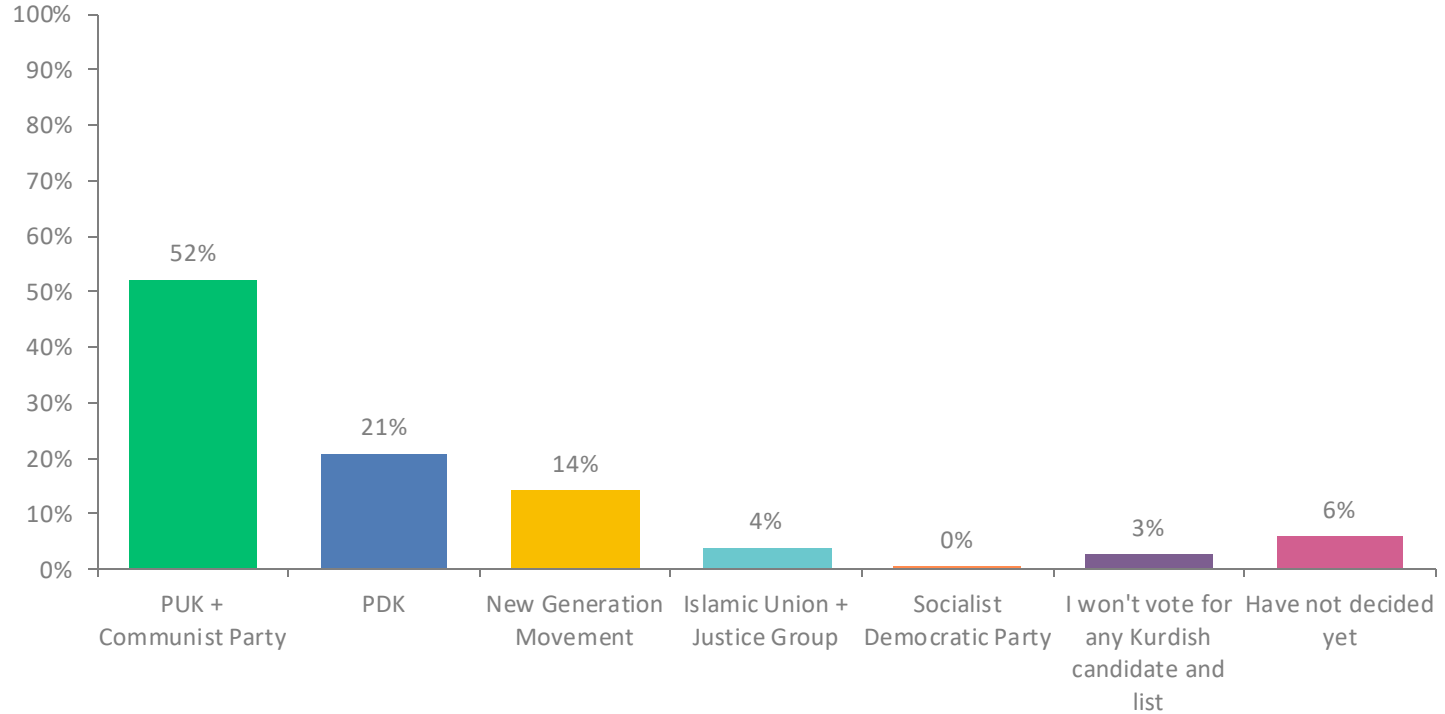
Q5: Would you participate in "Kirkuk Provincial Election"?

Answered: 1598 ; 48

ANSWER CHOICES	RESPONSES	
Yes	76.85%	1228
No	15.33%	245
Have not decided yet	7.82%	125
TOTAL		1598

Q6: Which candidate or party from the Kurdish blocs would you choose to vote for?

Answered: 1105 ; 541



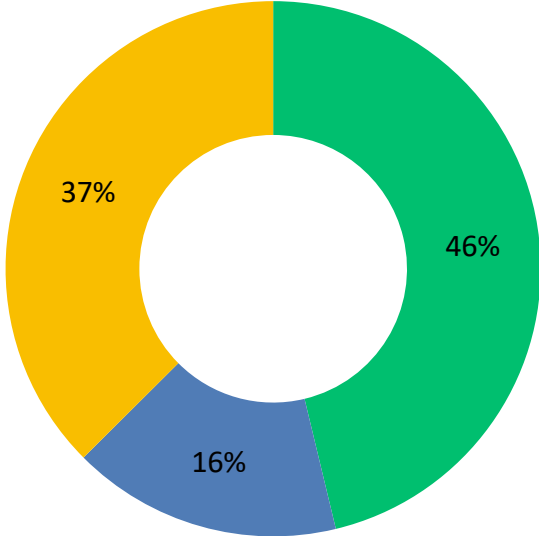
Q6: Which candidate or party from the Kurdish blocs would you choose to vote for?

Answered: 1105 ; 541

ANSWER CHOICES	RESPONSES	
PUK + Communist Party	52.22%	577
PDK	20.81%	230
New Generation Movement	14.12%	156
Islamic Union + Justice Group	3.89%	43
Socialist Democratic Party	0.45%	5
I won't vote for any Kurdish candidate and list	2.62%	29
Have not decided yet	5.88%	65
TOTAL		1105

Q7: Do you believe the election will be carried out free from fraud?

Answered: 1436 ; 210



■ It won't be fraud-free ■ It will be fraud-free ■ Do not know

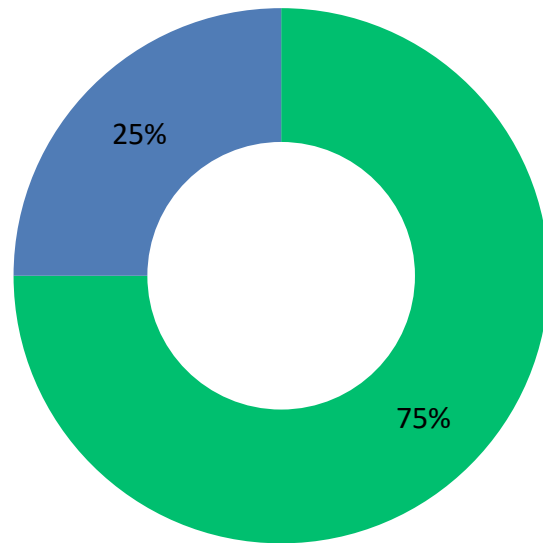
Q7: Do you believe the election will be carried out free from fraud?

Answered: 1436 ,: 210

ANSWER CHOICES	RESPONSES	
It won't be fraud-free	46.24%	664
It will be fraud-free	16.30%	234
Do not know	37.47%	538
TOTAL		1436

Q8: Do you believe the electoral success of Kurdish lists is significant for Kurdish aspirations?

Answered: 1436 ; 210



■ Important for Kurds ■ Do not find it important

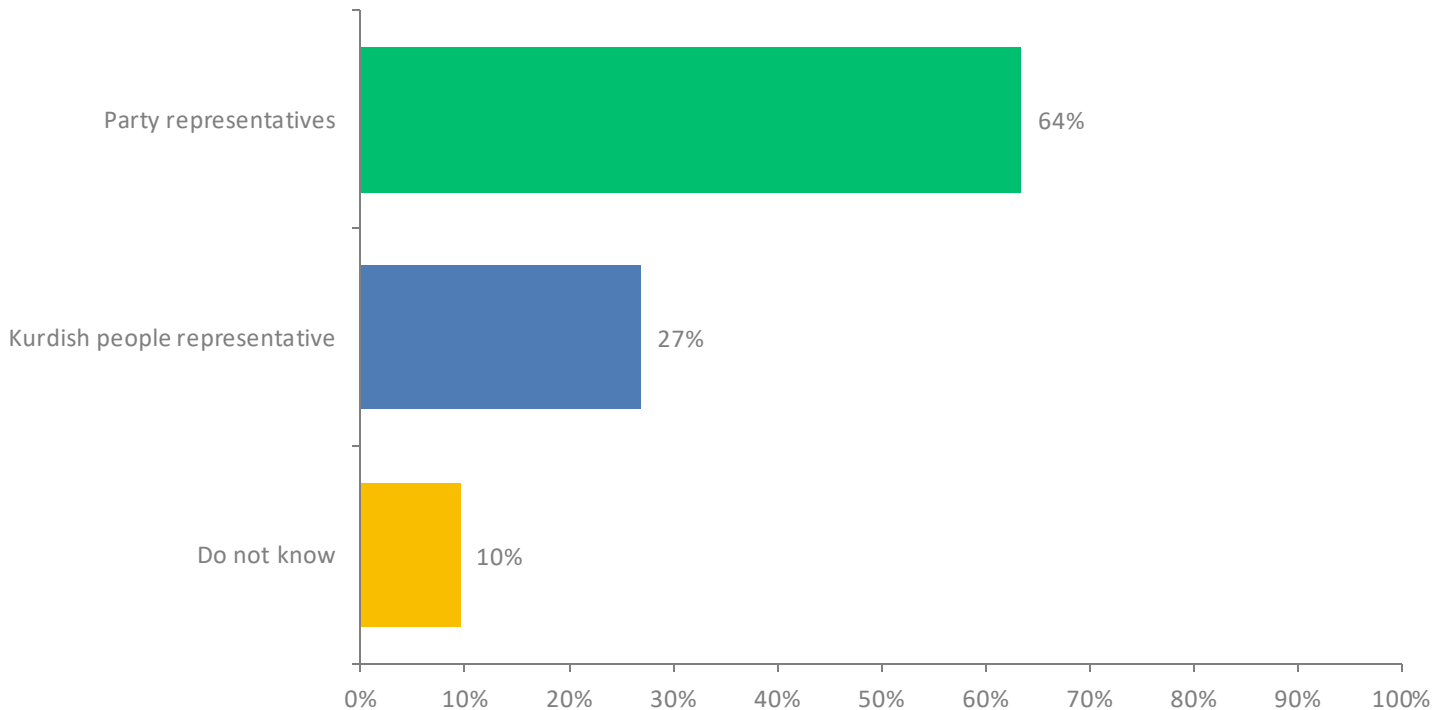
Q8: Do you believe the electoral success of Kurdish lists is significant for Kurdish aspirations?

Answered: 1436 ; 210

ANSWER CHOICES	RESPONSES	
Important for Kurds	75.00%	1077
Do not find it important	25.00%	359
TOTAL		1436

Q9: Are the candidates on the Kurdish lists representing their respective parties or the Kurdish community as a whole?

Answered: 1436 ; 210



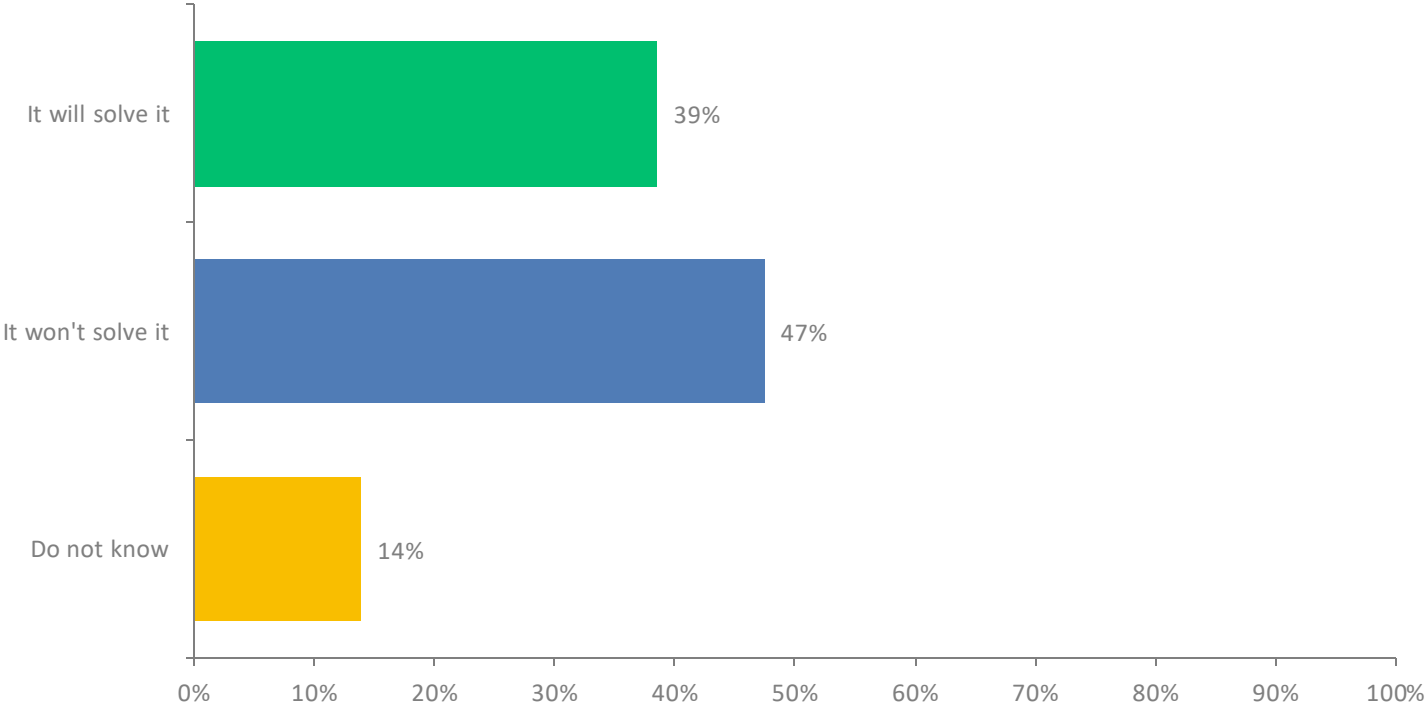
Q9: Are the candidates on the Kurdish lists representing their respective parties or the Kurdish community as a whole?

Answered: 1436 ; 210

ANSWER CHOICES	RESPONSES	
Party representatives	63.51%	912
Kurdish people representative	26.95%	387
Do not know	9.54%	137
TOTAL		1436

Q10: Will the provincial council elections solve the problems in Kirkuk?

Answered: 1436 ; 210



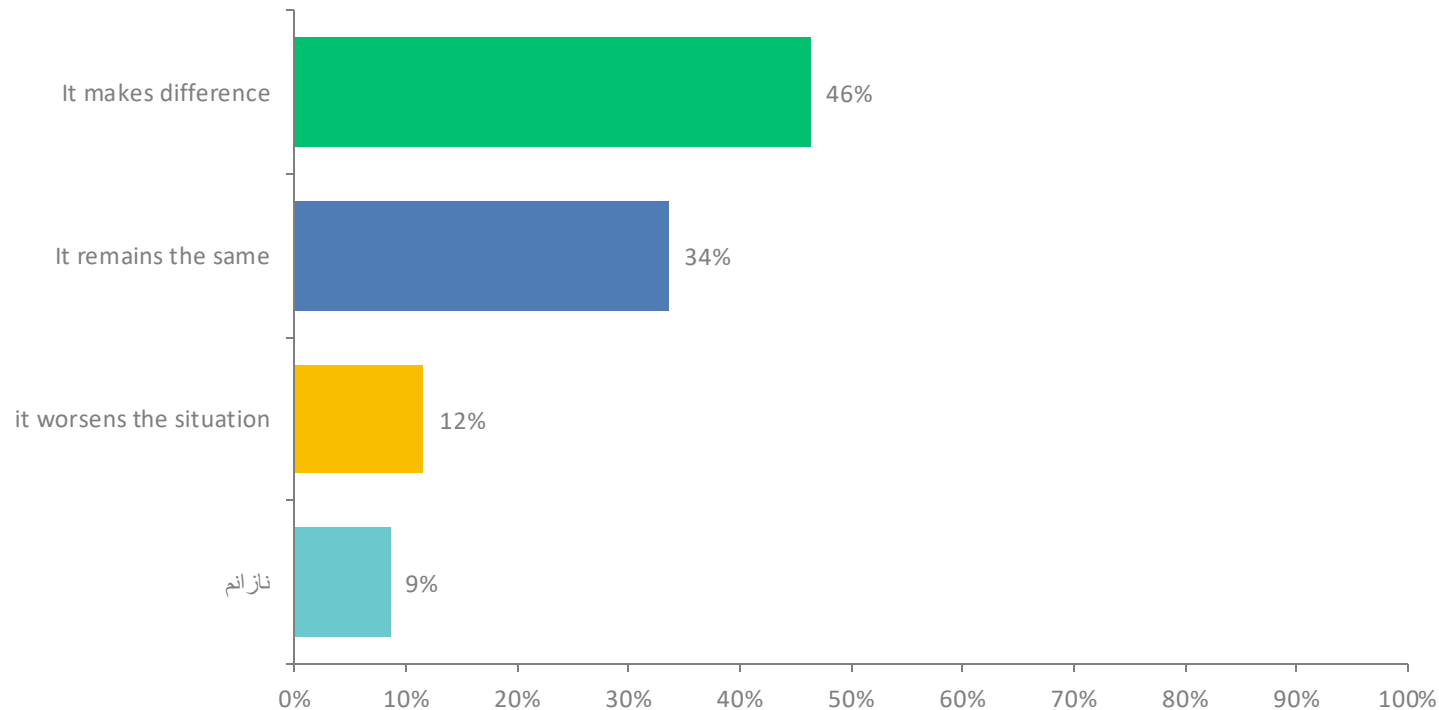
Q10: Will the provincial council elections solve the problems in Kirkuk?

Answered: 1436 ,: 210

ANSWER CHOICES	RESPONSES	
It will solve it	38.58%	554
It won't solve it	47.49%	682
Do not know	13.93%	200
TOTAL		1436

Q11: Will this election positively impact the lives of Kirkuk's residents?

Answered: 1436 ,: 210



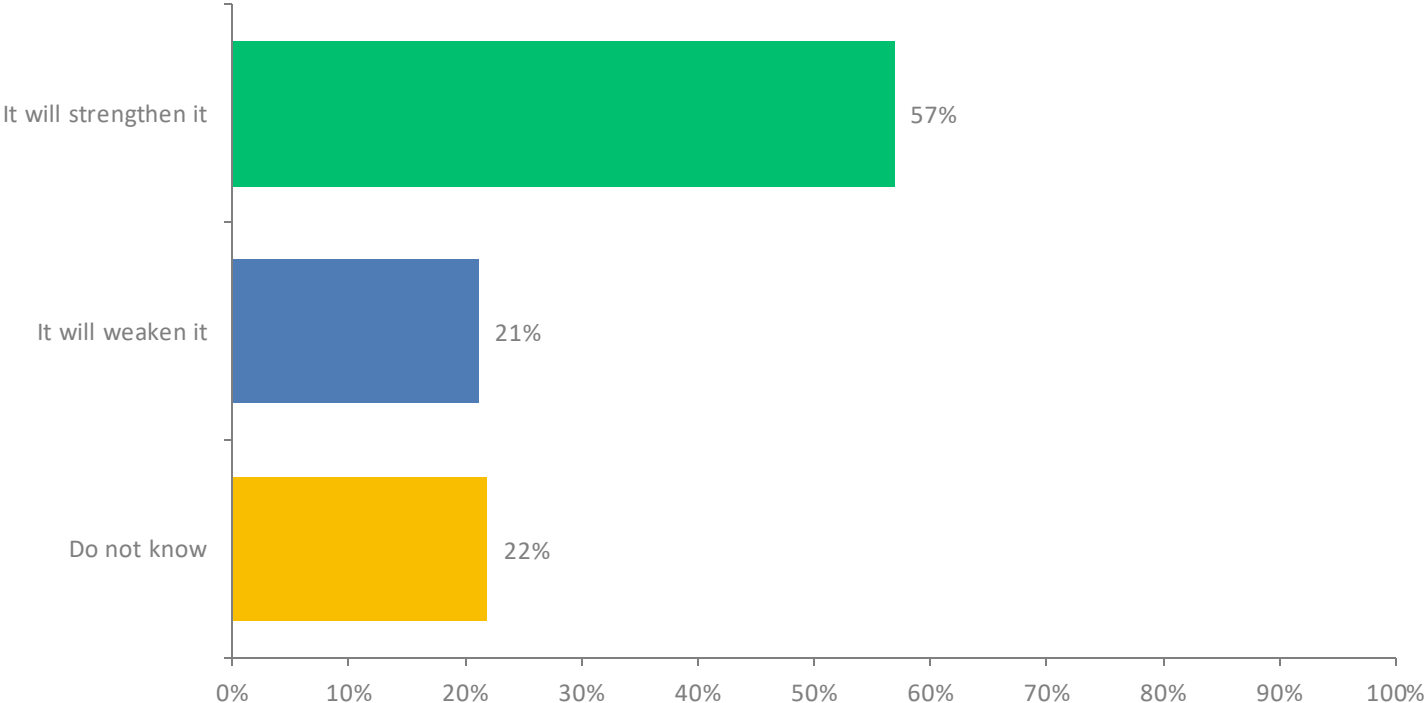
Q11: Will this election positively impact the lives of Kirkuk's residents?

Answered: 1436 ,: 210

ANSWER CHOICES	RESPONSES	
It makes difference	46.31%	665
It remains the same	33.57%	482
it worsens the situation	11.56%	166
نازانم	8.57%	123
TOTAL		1436

Q12: Will the election results bolster the Kurdish parties' political stance?

Answered: 1436 ; 210



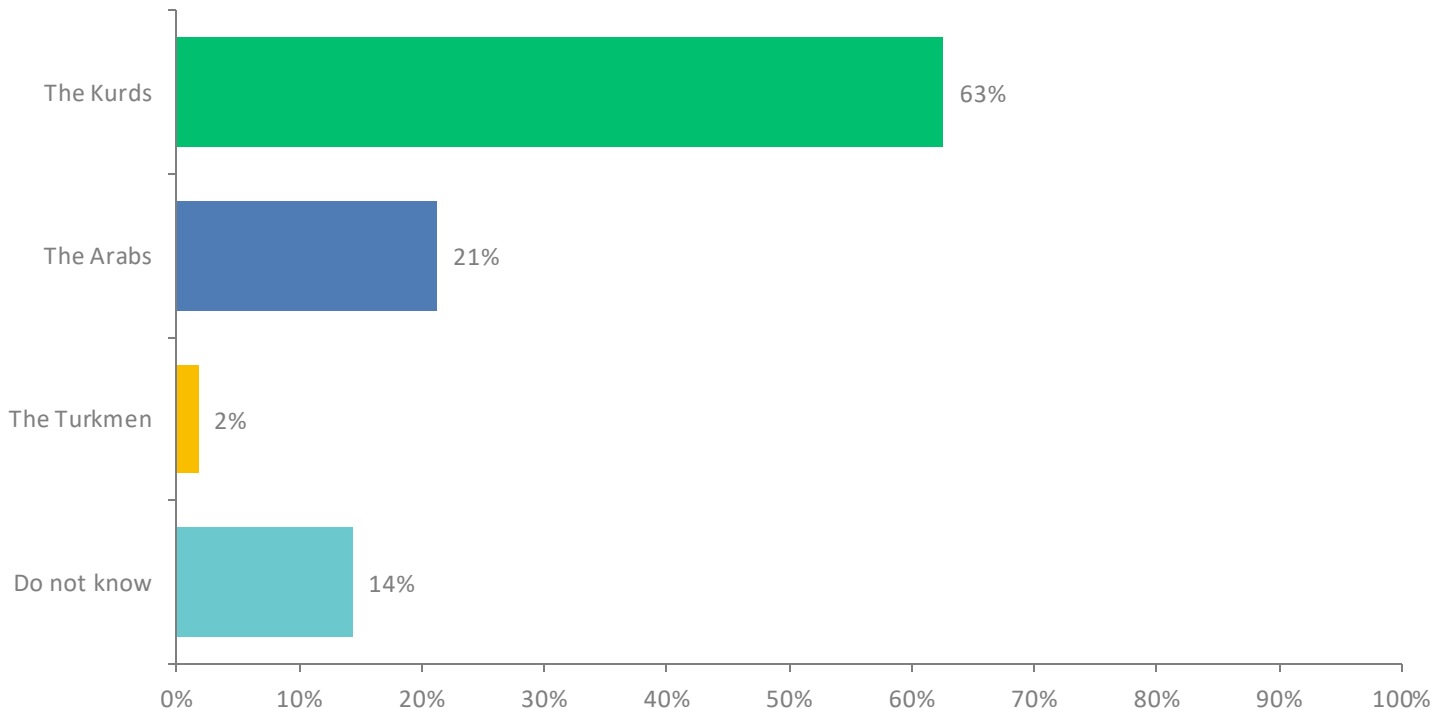
Q12: Will the election results bolster the Kurdish parties' political stance?

Answered: 1436 ,: 210

ANSWER CHOICES	RESPONSES	
It will strengthen it	56.89%	817
It will weaken it	21.17%	304
Do not know	21.94%	315
TOTAL		1436

Q13: According to your prediction, which community will the next governor of Kirkuk belong to?

Answered: 1436 ; 210



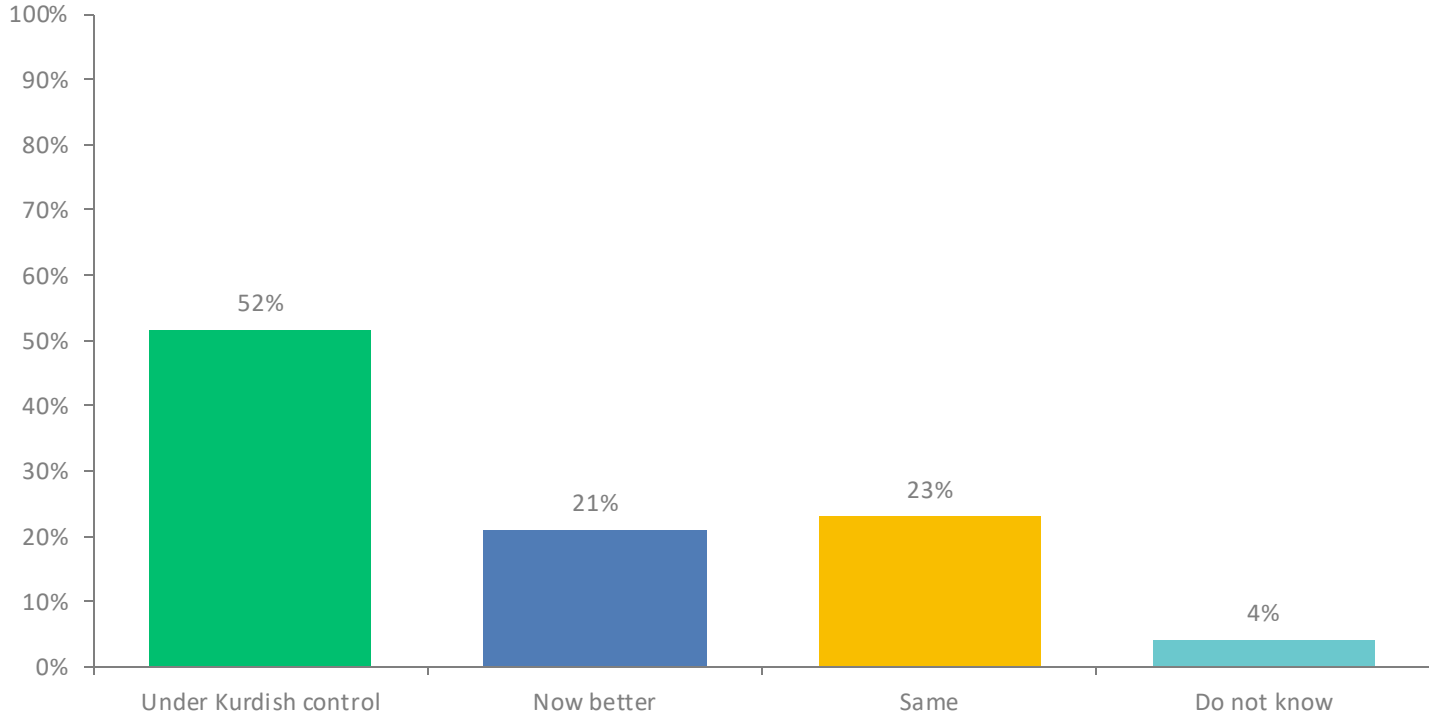
Q13: According to your prediction, which community will the next governor of Kirkuk belong to?

Answered: 1436 ; 210

ANSWER CHOICES	RESPONSES	
The Kurds	62.60%	899
The Arabs	21.24%	305
The Turkmen	1.81%	26
Do not know	14.35%	206
TOTAL		1436

Q14: Is the situation in Kirkuk better now, or was it better when under Kurdish control?

Answered: 1298 ; 348



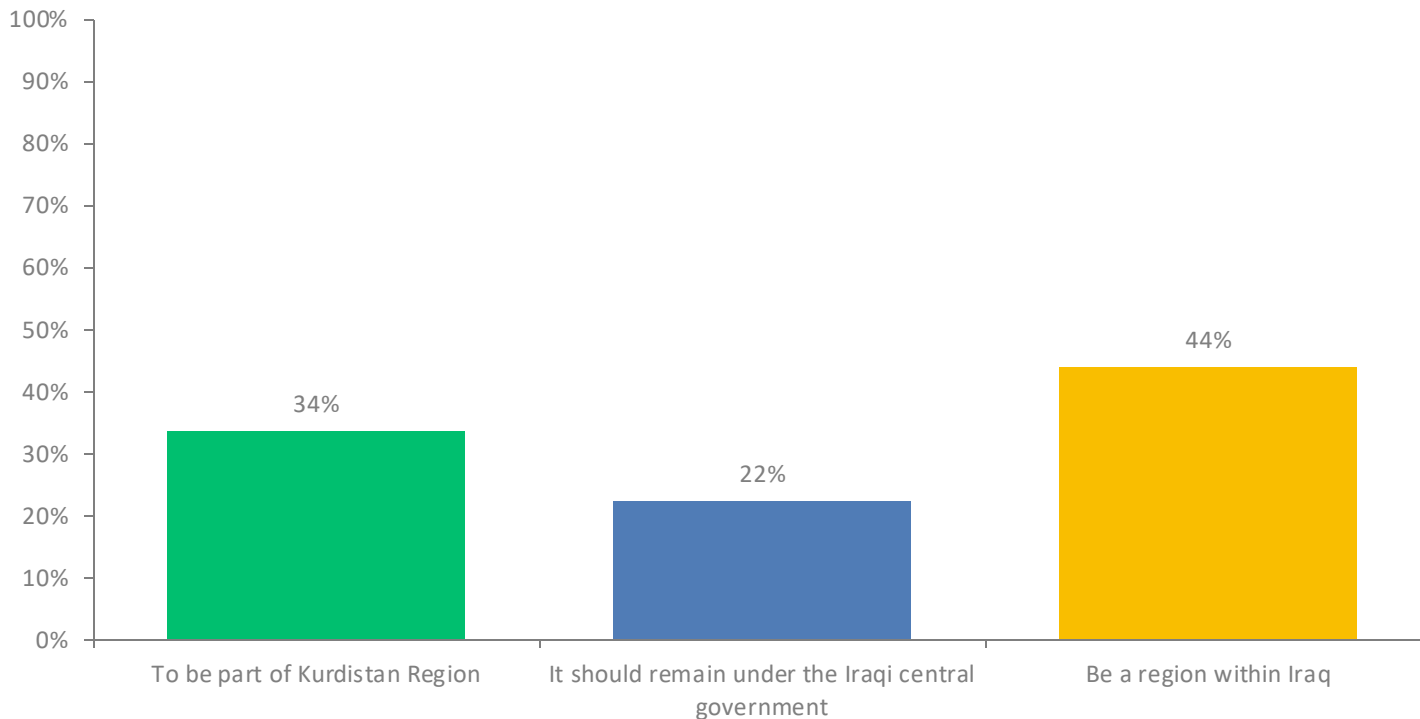
Q14: Is the situation in Kirkuk better now, or was it better when under Kurdish control?

Answered: 1298 ; 348

ANSWER CHOICES	RESPONSES	
Under Kurdish control	51.62%	670
Now better	21.11%	274
Same	23.04%	299
Do not know	4.24%	55
TOTAL		1298

Q15: What is your preferred option for the future of Kirkuk province?

Answered: 1298 ; 348



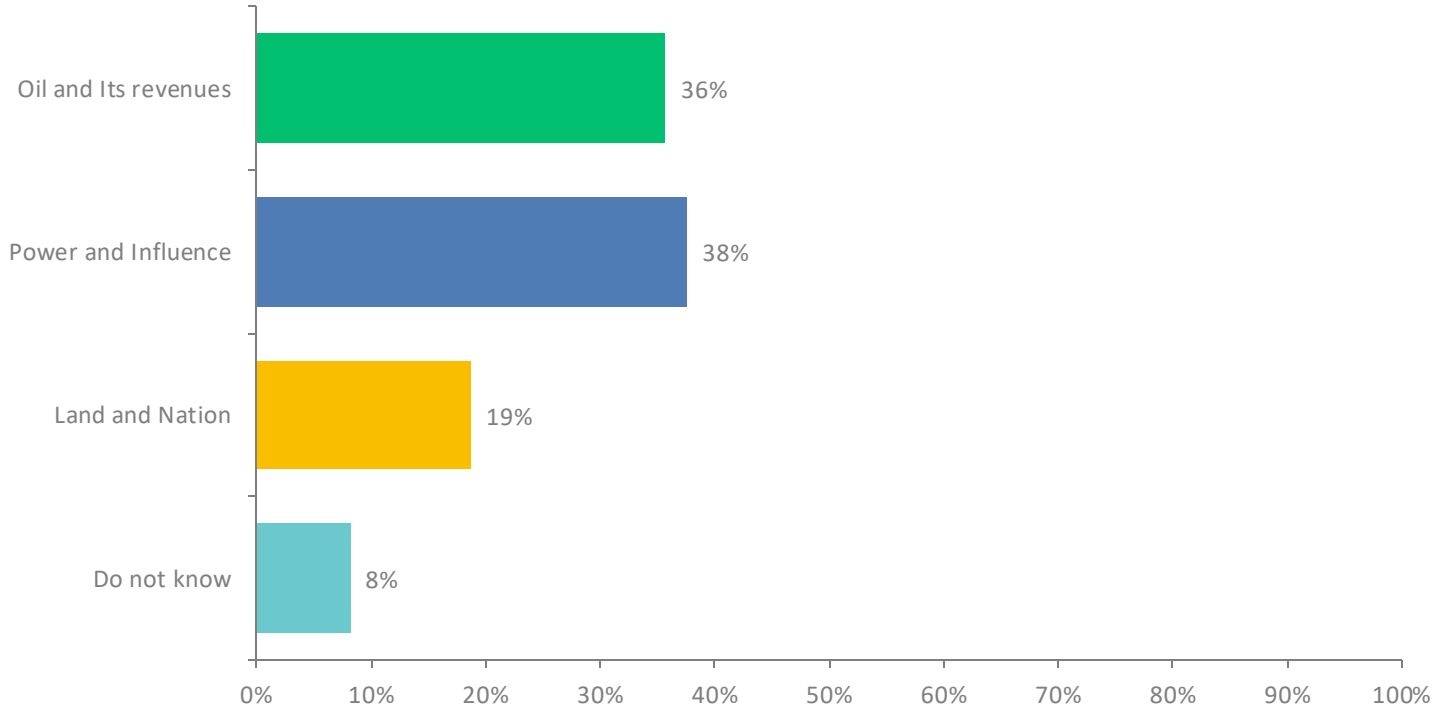
Q15: What is your preferred option for the future of Kirkuk province?

Answered: 1298 ; 348

ANSWER CHOICES	RESPONSES	
To be part of Kurdistan Region	33.74%	438
It should remain under the Iraqi central government	22.34%	290
Be a region within Iraq	43.91%	570
TOTAL		1298

Q16: What is the Kurdish dispute in Kirkuk about?

Answered: 1298 ; 348



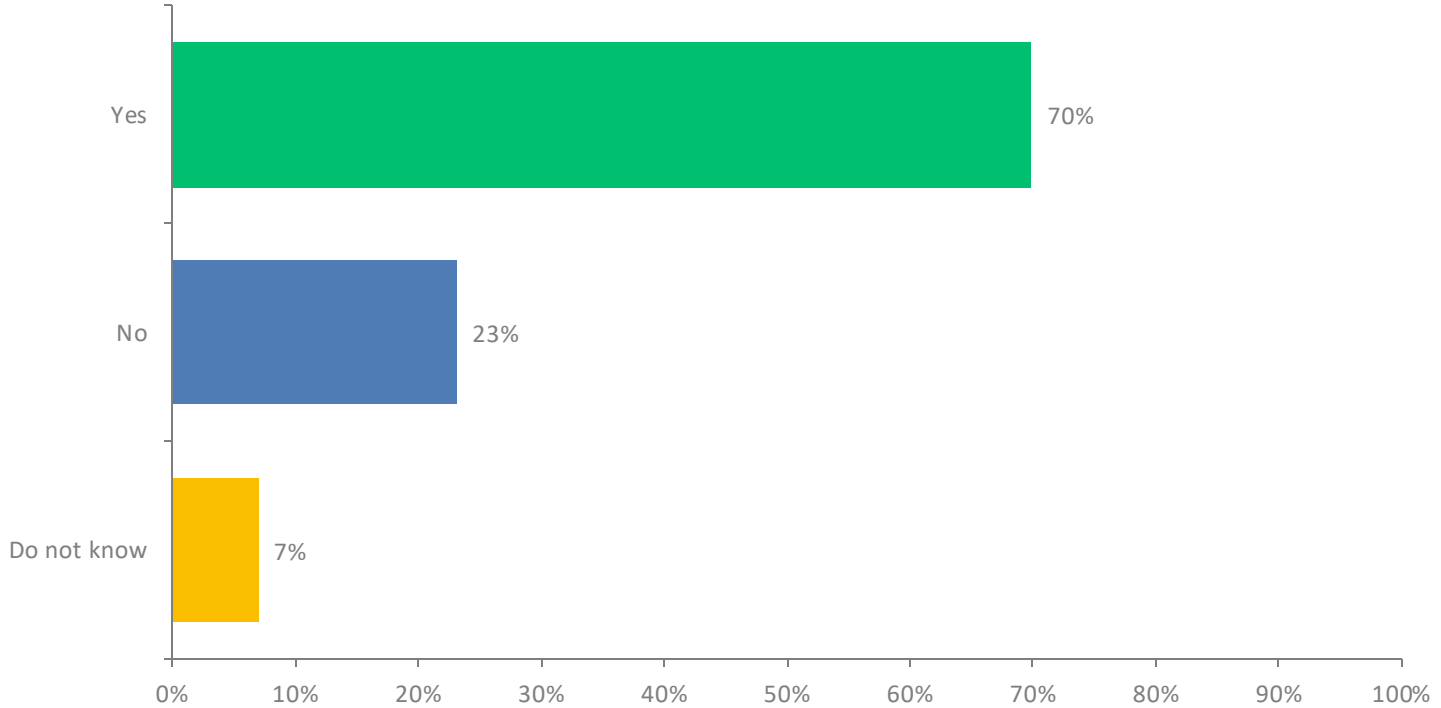
Q16: What is the Kurdish dispute in Kirkuk about?

Answered: 1298 ,; 348

ANSWER CHOICES	RESPONSES	
Oil and Its revenues	35.67%	463
Power and Influence	37.52%	487
Land and Nation	18.64%	242
Do not know	8.17%	106
TOTAL		1298

Q17: Are Kurds underestimated in Kirkuk compared to other communities?

Answered: 1298 ; 348



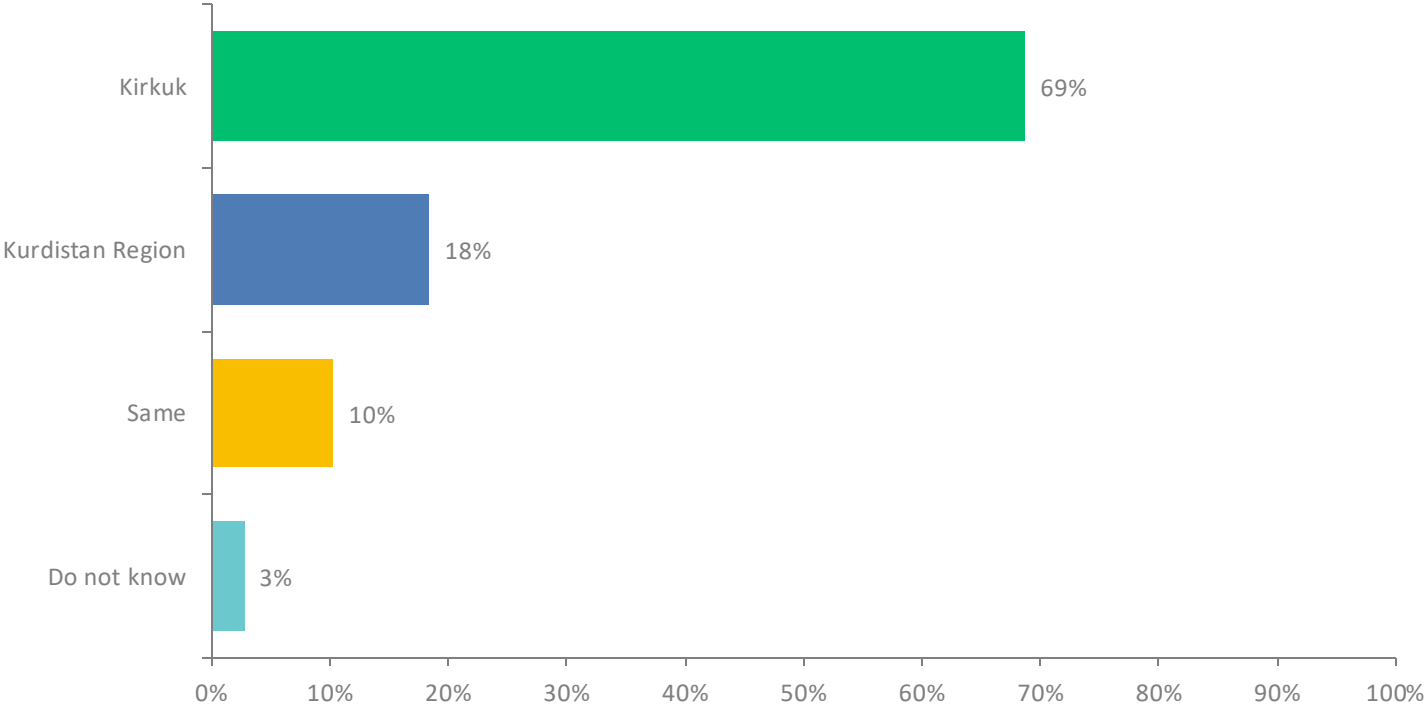
Q17: Are Kurds underestimated in Kirkuk compared to other communities?

Answered: 1298 ; 348

ANSWER CHOICES	RESPONSES	
Yes	69.88%	907
No	23.11%	300
Do not know	7.01%	91
TOTAL		1298

Q18: Which is better in terms of welfare: the Kurdistan Region or Kirkuk?

Answered: 1298 ; 348



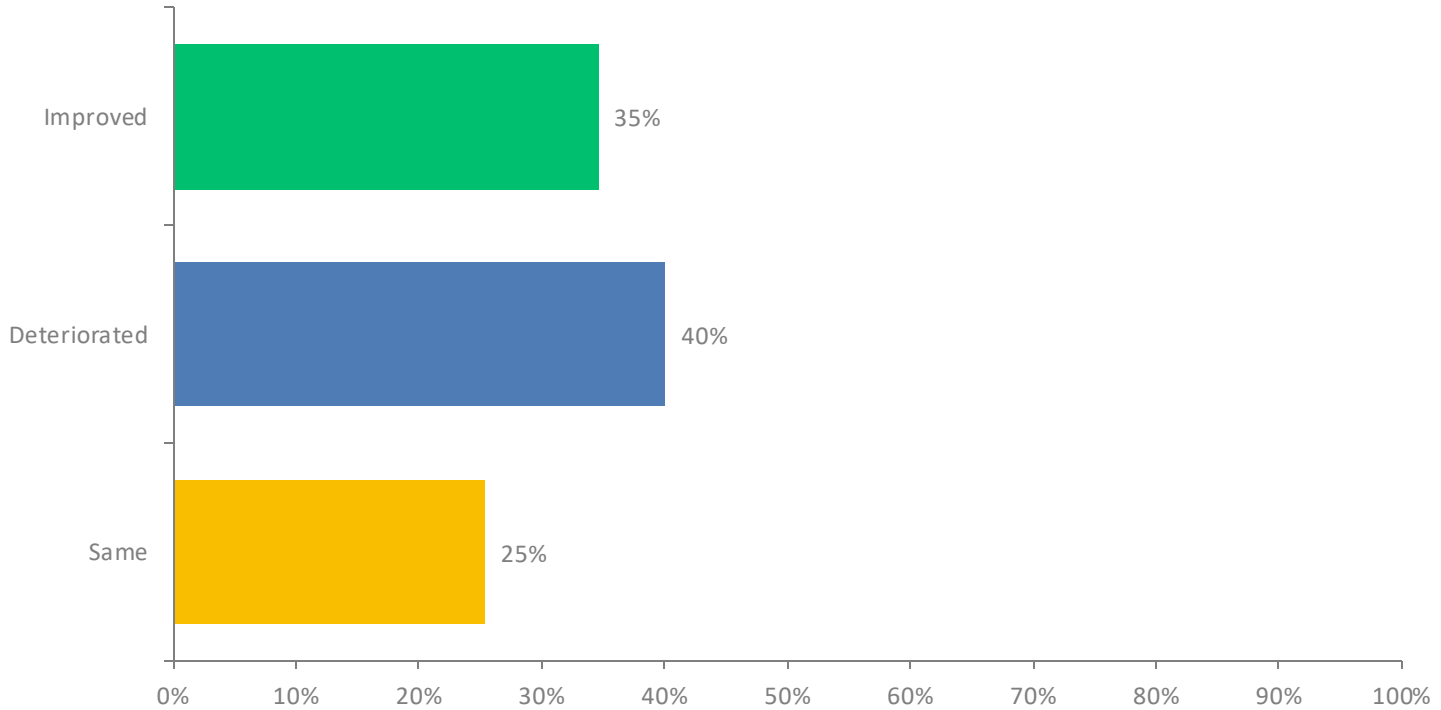
Q18: Which is better in terms of welfare: the Kurdistan Region or Kirkuk?

Answered: 1298 ; 348

ANSWER CHOICES	RESPONSES	
Kirkuk	68.64%	891
Kurdistan Region	18.34%	238
Same	10.25%	133
Do not know	2.77%	36
TOTAL		1298

Q19: How have politics and finances in Kirkuk changed since October 16?

Answered: 1298 ; 348



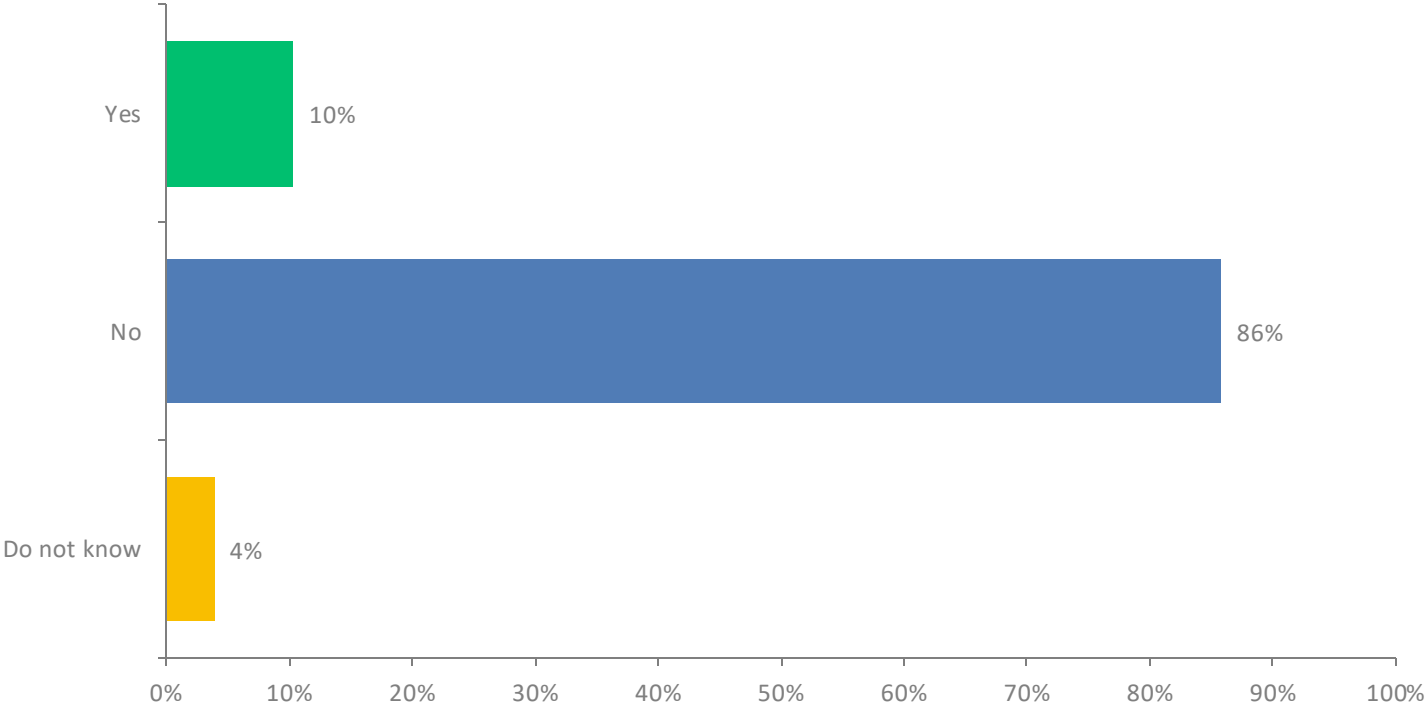
Q19: How have politics and finances in Kirkuk changed since October 16?

Answered: 1298 ; 348

ANSWER CHOICES	RESPONSES	
Improved	34.59%	449
Deteriorated	40.06%	520
Same	25.35%	329
TOTAL		1298

Q20: Has Kirkuk oil improved your life?

Answered: 1298 ; 348



Q20: Has Kirkuk oil improved your life?

Answered: 1298 ; 348

ANSWER CHOICES	RESPONSES	
Yes	10.32%	134
No	85.75%	1113
Do not know	3.93%	51
TOTAL		1298